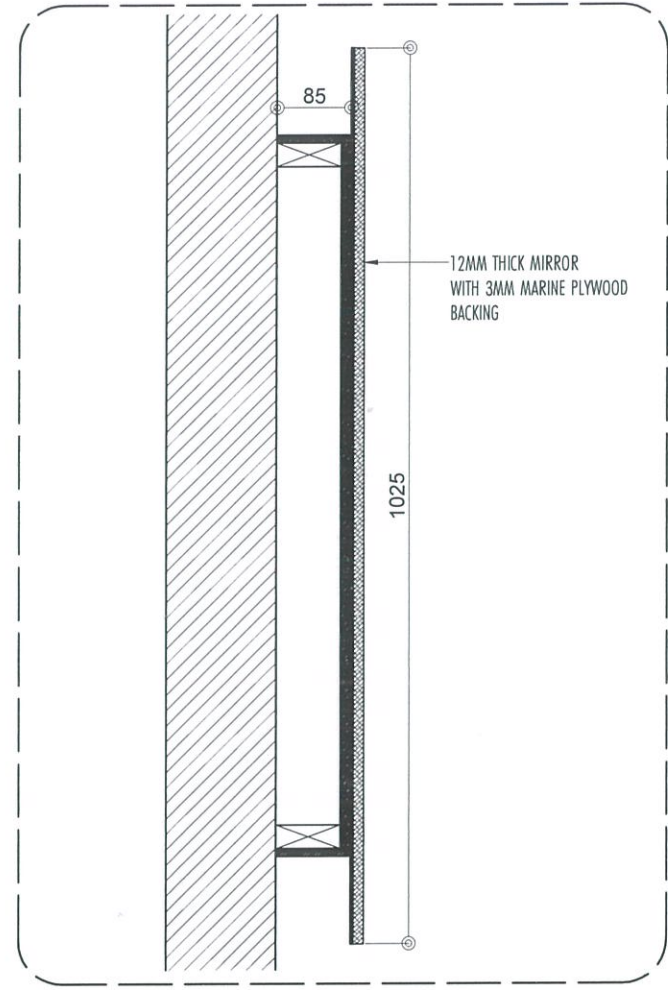
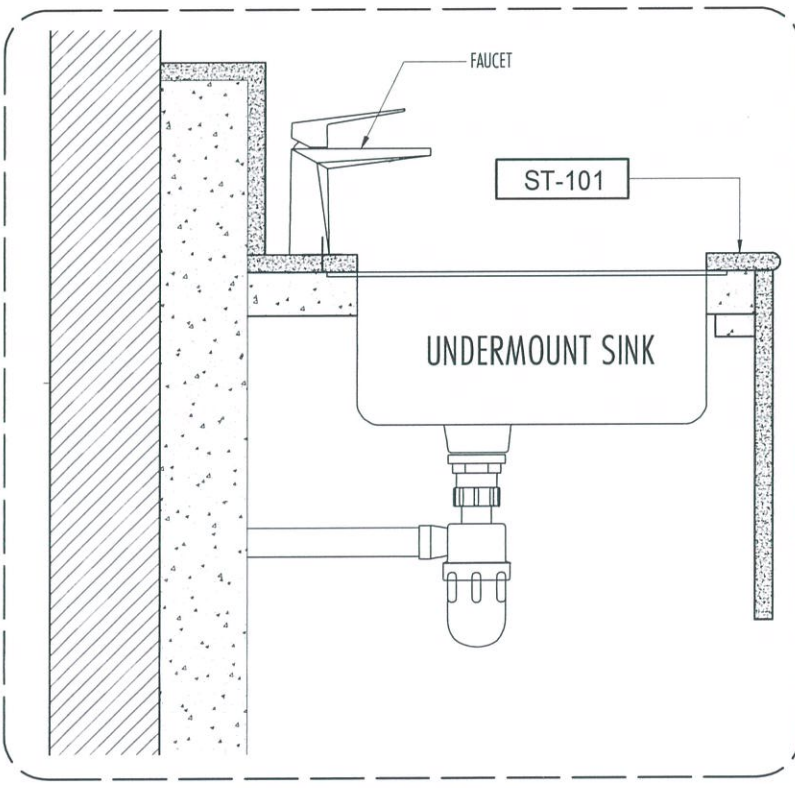


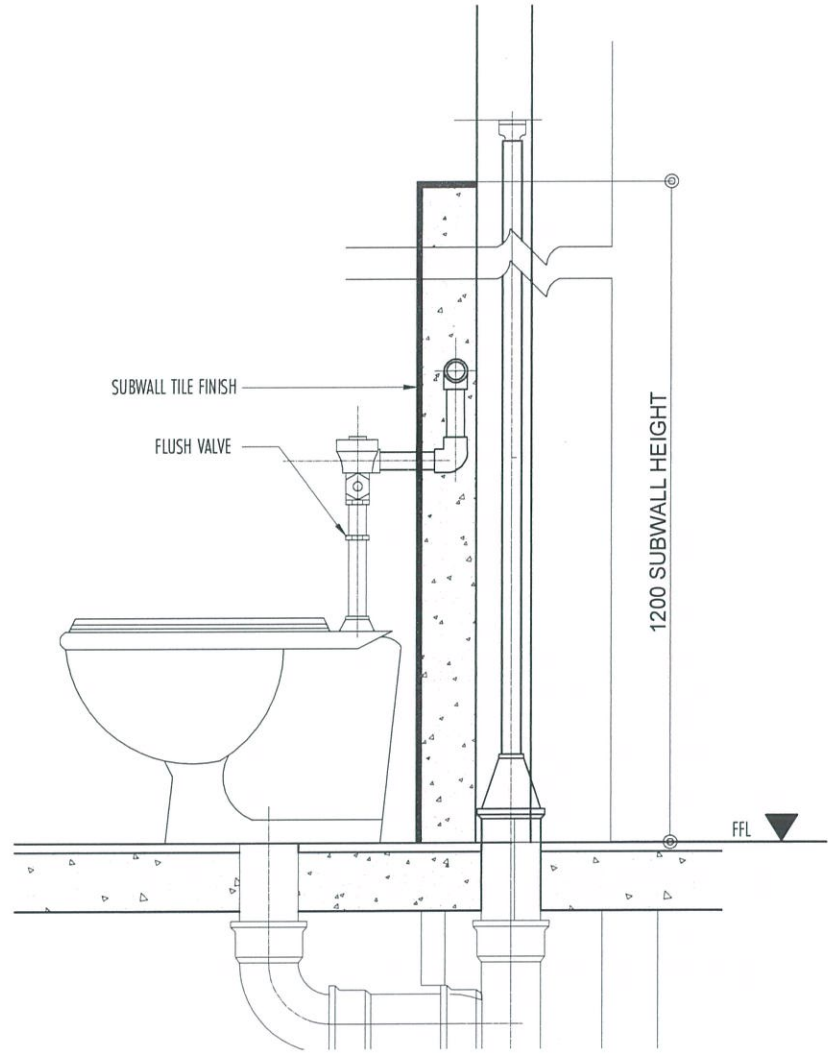
**1 SECTION DETAIL 1**  
A-1003H SCALE: 1:10 MTS



**3 BLOW UP DETAIL 1**  
A-1003H SCALE: 1:5 MTS



**4 BLOW UP DETAIL 2**  
A-1003H SCALE: 1:5 MTS



**2 SECTION DETAIL 2**  
A-1003H SCALE: 1:10 MTS



REPUBLIC OF THE PHILIPPINES  
CIVIL AVIATION AUTHORITY OF THE PHILIPPINES  
AERODROME DEVELOPMENT AND MANAGEMENT SERVICE  
NAIA ROAD, PASAY CITY

THIS DRAWINGS AND DESIGN IS EXCLUSIVE PROPERTIES OF CIVIL AVIATION AUTHORITY OF THE PHILIPPINES AND SUCH MUST NOT BE REPRODUCED, EXHIBITED, LOANED NOR COPIED IN PART OR IN WHOLE WITHOUT PROPER PERMISSION AND/OR WRITTEN CONSENT FROM THE DIRECTOR GENERAL CAAP.

AERODROME DEVELOPMENT AND MANAGEMENT SERVICE

INFRASTRUCTURE DEVELOPMENT AND DESIGN DIVISION

DESIGN STAFF:	INITIAL / DATE
DESIGNED BY:	IDDD
DRAWN BY:	IDDD
CHECKED BY:	

REVIEWED BY:

**RAUL R. CRUCENA**  
Division Chief III, IDDD-AED

SUBMITTED BY:

**ARNEL F. BORLADO**  
Department Manager III, AED-ADMS

RECOMMEND APPROVAL:

**LT COL VALENTINO A DIONELA PAF (RET)**  
Assistant Director General II, ADMS

APPROVED BY:

**CAPTAIN MANUEL ANTONIO L. TAMAYO**  
Director General

NOTES/REVISIONS:


PROJECT:

NEW CAAP BUILDING

LOCATION:

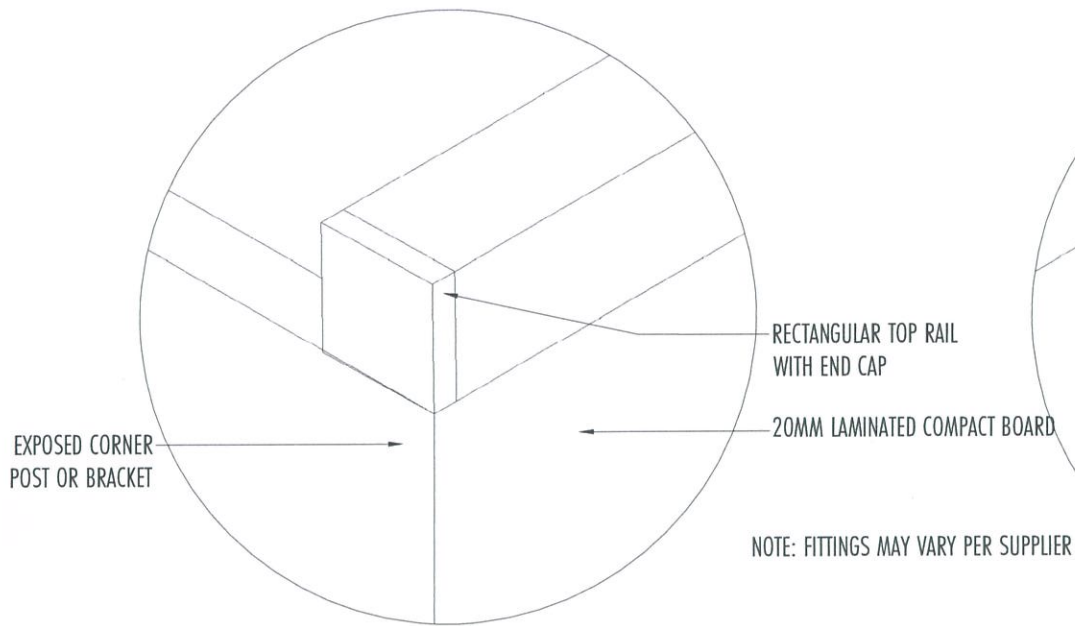
CAAP HEAD OFFICE  
NAIA ROAD, PASAY CITY

SHEET CONTENTS:

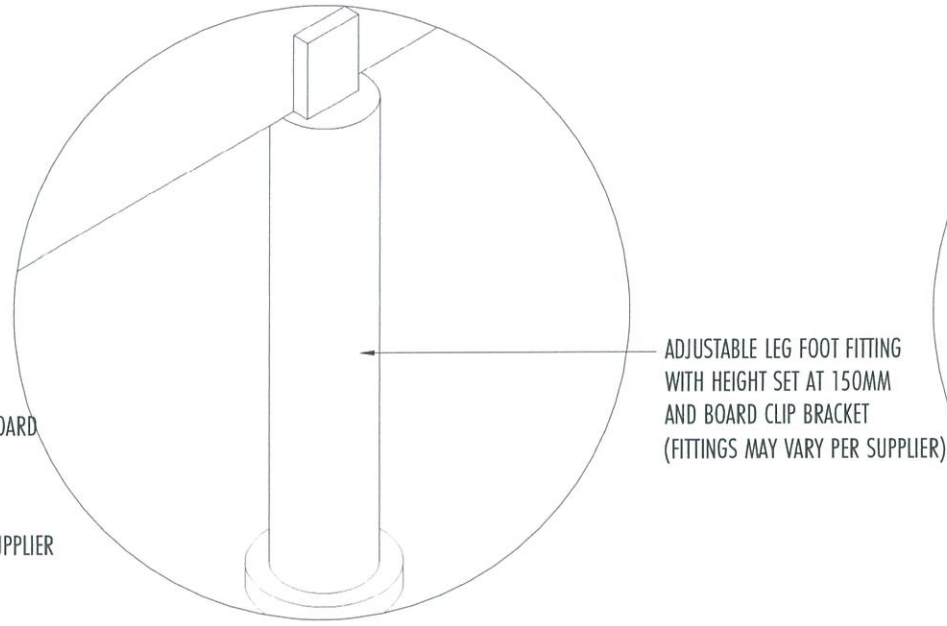
TYPICAL FEMALE TOILET DETAILS

DRAWING SCALE:	SHEET NO:
AS SHOWN	A-1003H

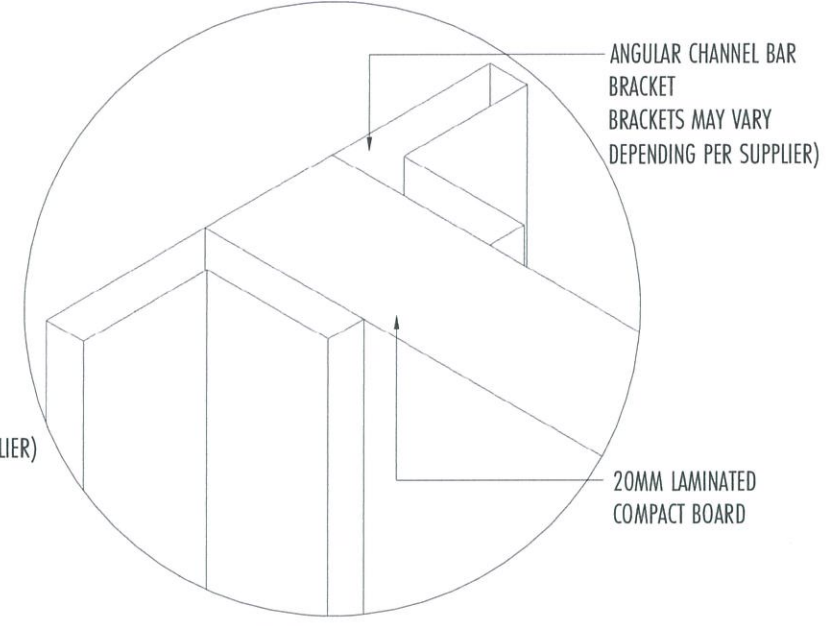




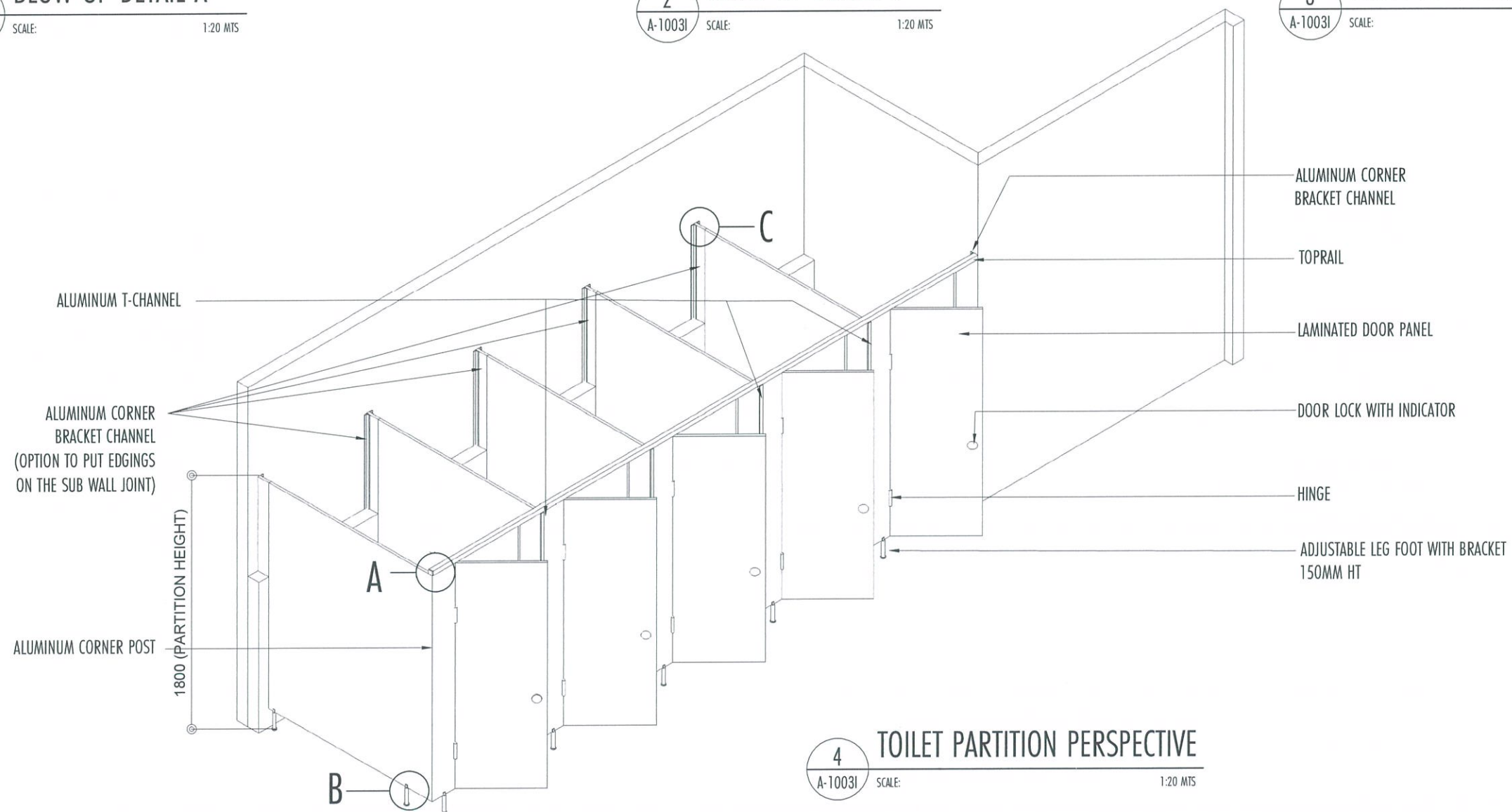
2 BLOW-UP DETAIL A  
A-1003I SCALE: 1:20 MTS



2 BLOW-UP DETAIL B  
A-1003I SCALE: 1:20 MTS



3 BLOW-UP DETAIL C  
A-1003I SCALE: 1:20 MTS



4 TOILET PARTITION PERSPECTIVE  
A-1003I SCALE: 1:20 MTS



REPUBLIC OF THE PHILIPPINES  
CIVIL AVIATION AUTHORITY OF THE PHILIPPINES  
AERODROME DEVELOPMENT AND MANAGEMENT SERVICE  
NAIA ROAD, 1100 PASAY CITY

THIS DRAWINGS AND DESIGN IS EXCLUSIVE PROPERTIES OF CIVIL AVIATION AUTHORITY OF THE PHILIPPINES AND SUCH MUST NOT BE REPRODUCED, EXHIBITED, LOANED NOR COPIED IN PART OR IN WHOLE WITHOUT PROPER PERMISSION AND/OR WRITTEN CONSENT FROM THE DIRECTOR GENERAL CAAP.

AERODROME DEVELOPMENT AND MANAGEMENT SERVICE

INFRASTRUCTURE DEVELOPMENT AND DESIGN DIVISION

DESIGN STAFF:	INITIAL / DATE
DESIGNED BY:	IDDD
DRAWN BY:	IDDD
CHECKED BY:	

REVIEWED BY:

RAUL R. CRUCENA  
Division Chief III, IDDD-AED

SUBMITTED BY:

ARNEL F. BORLADO  
Department Manager III, AED-ADMS

RECOMMEND APPROVAL:

LT COL VALENTINO A DIONELA PAF (RET)  
Assistant Director General II, ADMS

APPROVED BY:

CAPTAIN MANUEL ANTONIO L. TAMAYO  
Director General

NOTES/REVISIONS:

PROJECT:

NEW CAAP BUILDING

LOCATION:

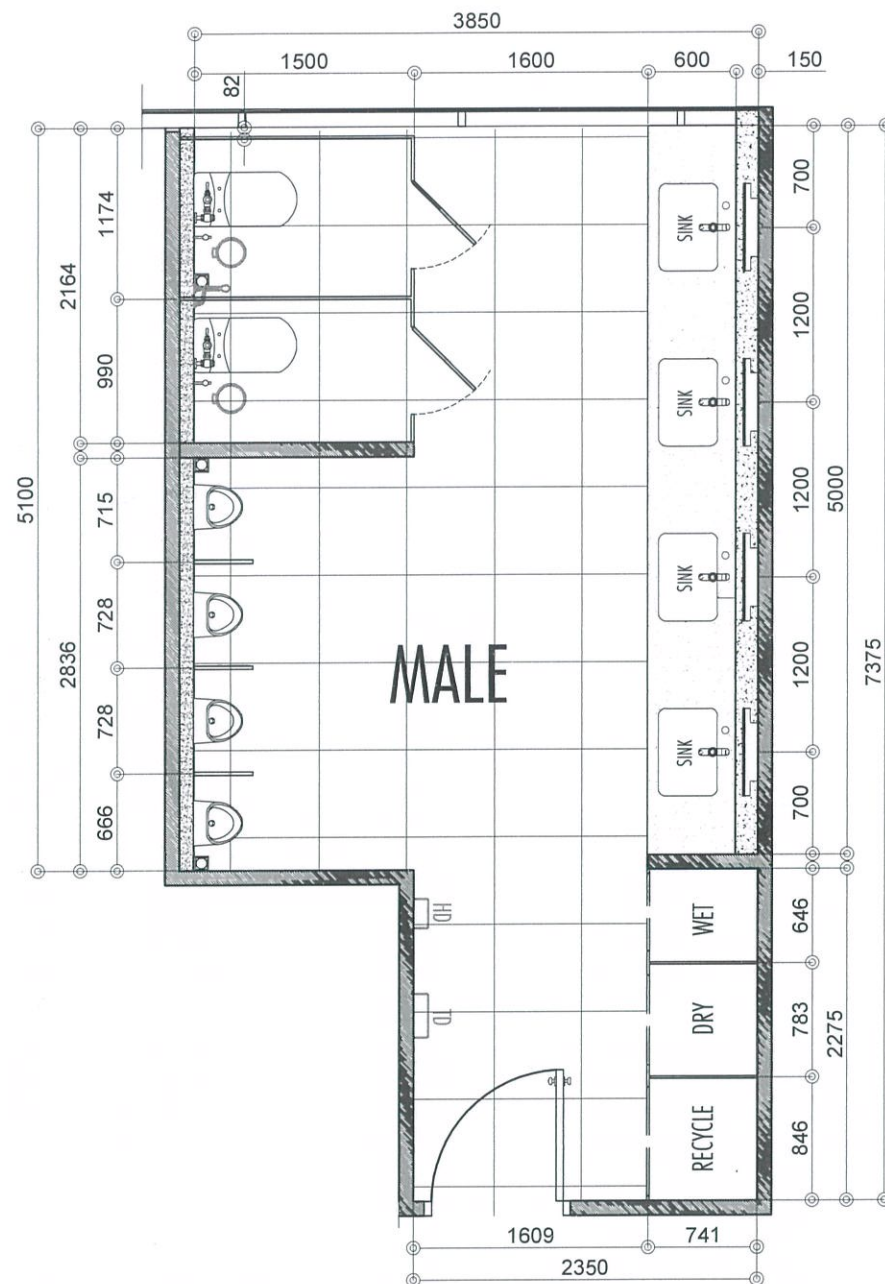
CAAP HEAD OFFICE  
NAIA ROAD, PASAY CITY

SHEET CONTENTS:

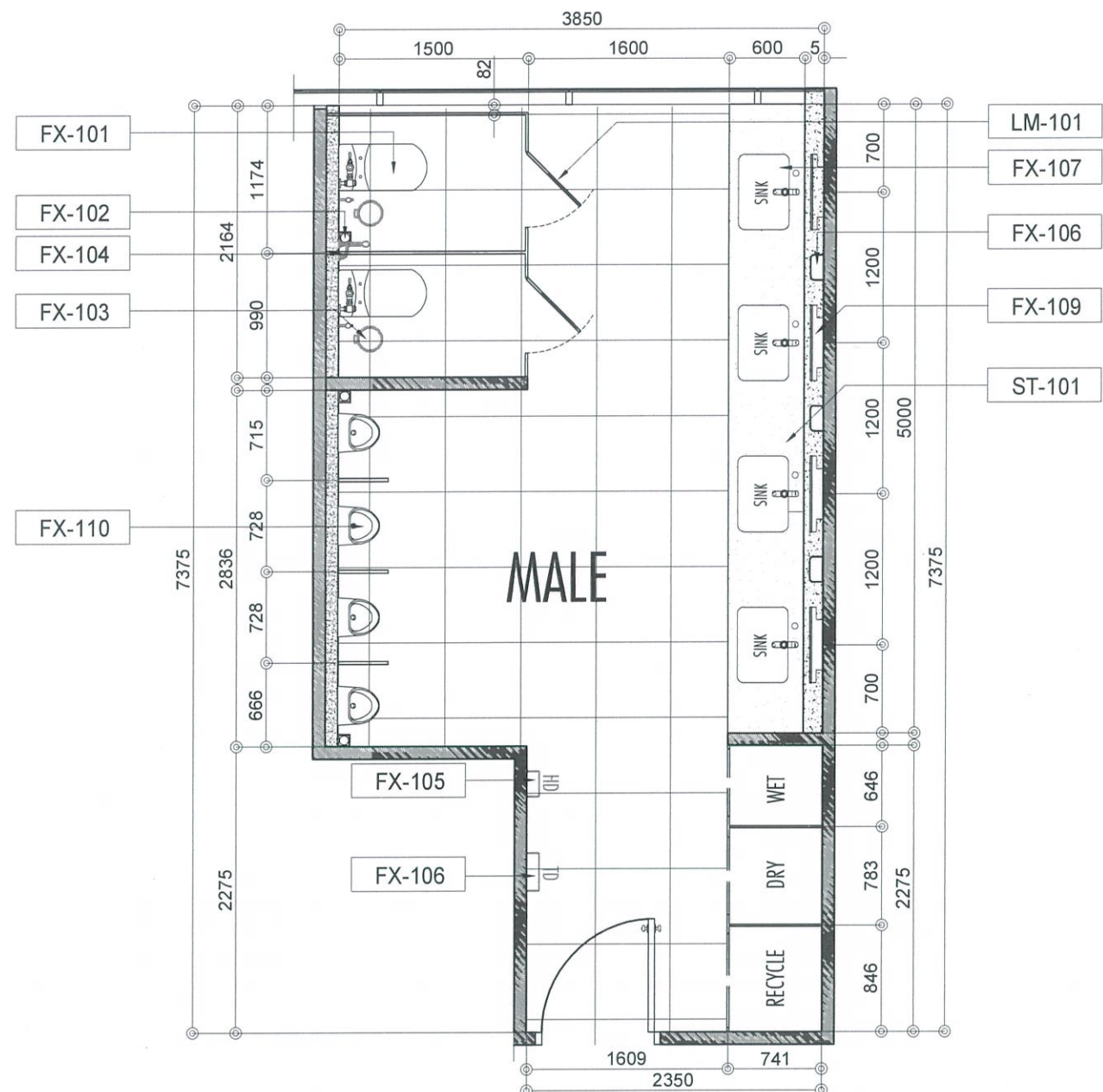
TYPICAL FEMALE TOILET DETAILS

DRAWING SCALE:	SHEET NO:
AS SHOWN	A-1003I





1 TYPICAL MALE TOILET FLOOR PLAN  
A-1004A SCALE: 1:30 MTS



2 TYPICAL MALE TOILET PLAN WITH FF&E LAYOUT  
A-1004A SCALE: 1:30 MTS



REPUBLIC OF THE PHILIPPINES  
CIVIL AVIATION AUTHORITY OF THE PHILIPPINES  
AERODROME DEVELOPMENT AND MANAGEMENT SERVICE  
NAIA ROAD, PASAY CITY

THIS DRAWINGS AND DESIGN IS EXCLUSIVE PROPERTIES OF CIVIL AVIATION AUTHORITY OF THE PHILIPPINES AND SUCH MUST NOT BE REPRODUCED, EXHIBITED, LOANED NOR COPIED IN PART OR IN WHOLE WITHOUT PROPER PERMISSION AND/OR WRITTEN CONSENT FROM THE DIRECTOR GENERAL CAAP.

AERODROME DEVELOPMENT AND MANAGEMENT SERVICE

INFRASTRUCTURE DEVELOPMENT AND DESIGN DIVISION

DESIGN STAFF: INITIAL / DATE  
DESIGNED BY: IDDD  
DRAWN BY: IDDD  
CHECKED BY:

REVIEWED BY:

RAUL R. CRUCENA  
Division Chief III, IDDD-AED

SUBMITTED BY:

ARNEL F. BORLADO  
Department Manager III, AED-ADMS

RECOMMEND APPROVAL:

LT COL VALENTINO A DIONELA PAF (RET)  
Assistant Director General II, ADMS

APPROVED BY:

CAPTAIN MANUEL ANTONIO L. TAMAYO  
Director General

NOTES/REVISIONS:

PROJECT:

NEW CAAP BUILDING

LOCATION:

CAAP HEAD OFFICE  
NAIA ROAD, PASAY CITY

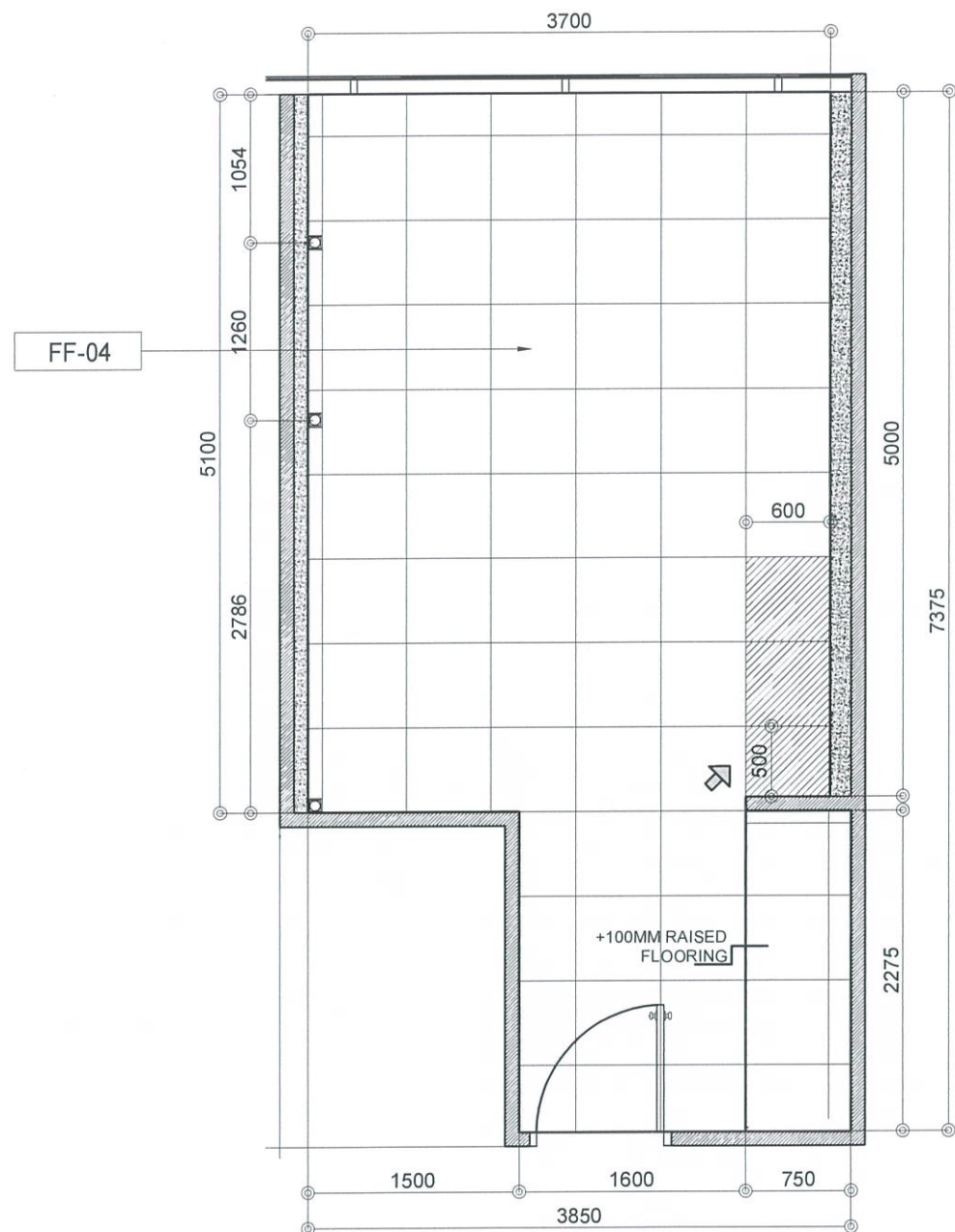
SHEET CONTENTS:

TYPICAL MALE TOILET DETAILS

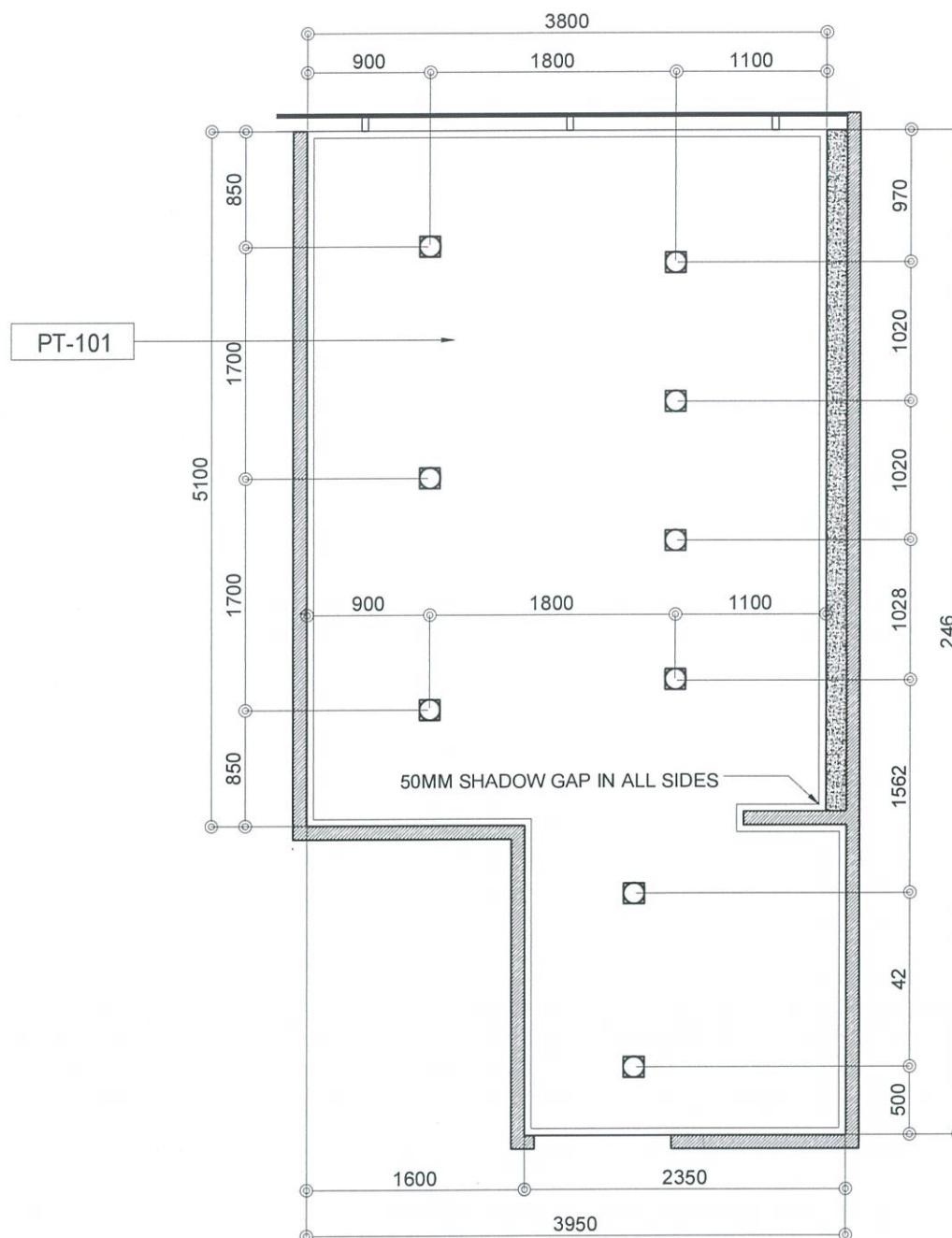
DRAWING SCALE: SHEET NO:

AS SHOWN A-1004A





1 MALE TOILET FLOOR PATTERN LAYOUT  
A-1004B SCALE: 1:30 MTS



2 MALE TOILET-REFLECTED CEILING PLAN  
A-1004B SCALE: 1:30 MTS



REPUBLIC OF THE PHILIPPINES  
CIVIL AVIATION AUTHORITY OF THE PHILIPPINES  
AERODROME DEVELOPMENT AND MANAGEMENT SERVICE  
NAIA ROAD, 1300 PASAY CITY

THIS DRAWINGS AND DESIGN IS EXCLUSIVE PROPERTIES OF CIVIL AVIATION AUTHORITY OF THE PHILIPPINES AND SUCH MUST NOT BE REPRODUCED, EXHIBITED, LOANED NOR COPIED IN PART OR IN WHOLE WITHOUT PROPER PERMISSION AND/OR WRITTEN CONSENT FROM THE DIRECTOR GENERAL CAAP.

AERODROME DEVELOPMENT  
AND MANAGEMENT SERVICE

INFRASTRUCTURE DEVELOPMENT  
AND DESIGN DIVISION

DESIGN STAFF:	INITIAL / DATE
DESIGNED BY:	IDDD
DRAWN BY:	IDDD
CHECKED BY:	

REVIEWED BY:

RAUL R. CRUCENA  
Division Chief III, IDDD-AED

SUBMITTED BY:

ARNEL F. BORLADO  
Department Manager III, AED-ADMS

RECOMMEND APPROVAL:

LT COL VALENTINO A DIONELA PAF (RET)  
Assistant Director General II, ADMS

APPROVED BY:

CAPTAIN MANUEL ANTONIO L. TAMAYO  
Director General

NOTES/REVISIONS:

PROJECT:

NEW CAAP OFFICE  
BUILDING

LOCATION:

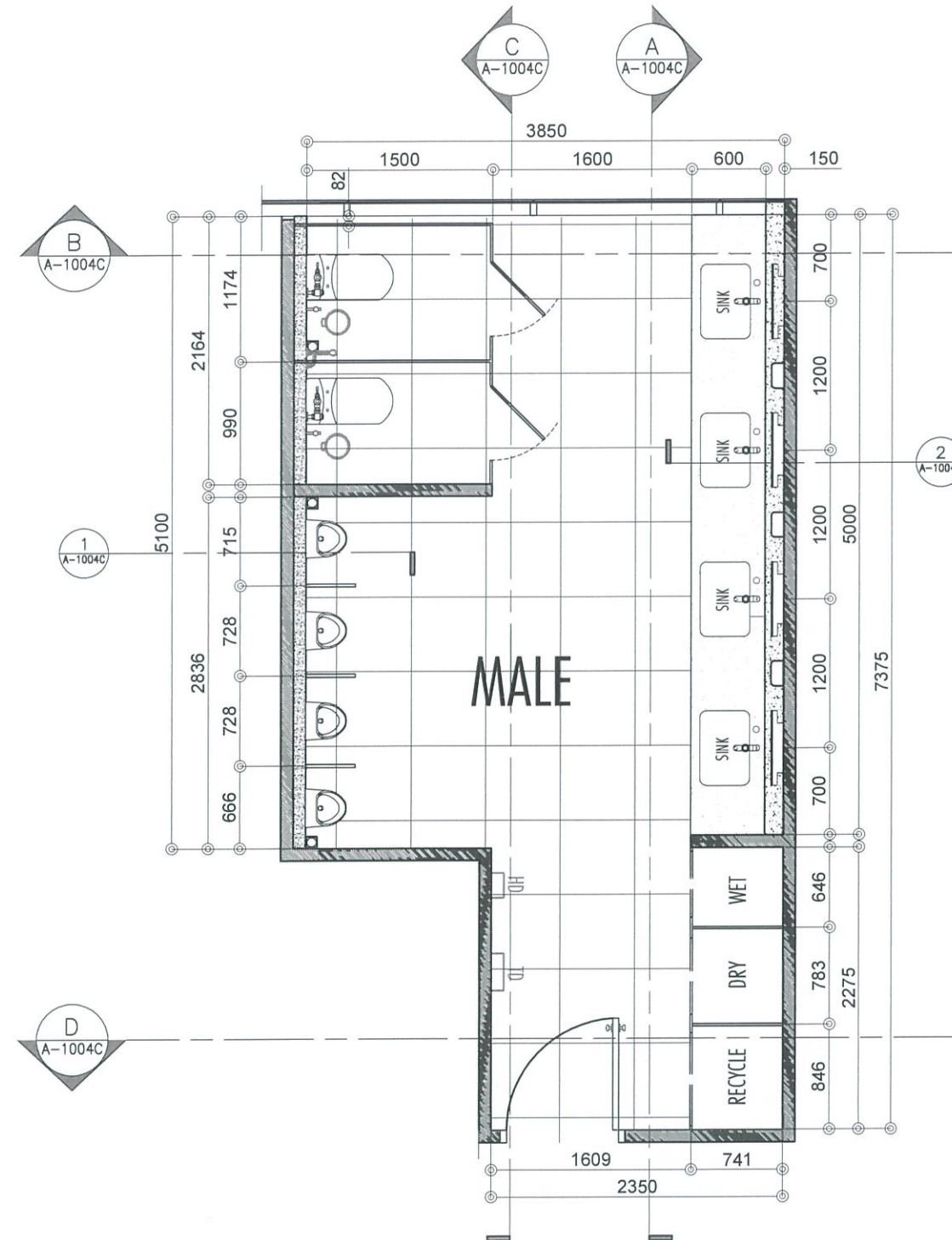
CAAP HEAD OFFICE  
NAIA ROAD, PASAY CITY

SHEET CONTENTS:

TYPICAL MALE TOILET  
DETAILS

DRAWING SCALE:	SHEET NO:
AS SHOWN	A-1004B





1 ARCHITECTURAL REFERENCE PLAN  
A-1004C SCALE: 1:30 MTS



REPUBLIC OF THE PHILIPPINES  
CIVIL AVIATION AUTHORITY OF THE PHILIPPINES  
AERODROME DEVELOPMENT AND MANAGEMENT SERVICE  
NAIA ROAD, PASAY CITY

THIS DRAWINGS AND DESIGN IS EXCLUSIVE  
PROPERTIES OF CIVIL AVIATION AUTHORITY OF  
THE PHILIPPINES AND SUCH MUST NOT BE  
REPRODUCED, EXHIBITED, LOANED NOR  
COPIED IN PART OR IN WHOLE WITHOUT  
PROPER PERMISSION AND/OR WRITTEN  
CONSENT FROM THE DIRECTOR GENERAL CAAP.

AERODROME DEVELOPMENT  
AND MANAGEMENT SERVICE

INFRASTRUCTURE DEVELOPMENT  
AND DESIGN DIVISION

DESIGN STAFF:	INITIAL / DATE
DESIGNED BY:	IDDD
DRAWN BY:	IDDD
CHECKED BY:	RA

REVIEWED BY:

RAUL R. CRUCENA  
Division Chief II, IDDD-AED

SUBMITTED BY:  
ARNEL F. BORLADO  
Department Manager III, AED-ADMS

RECOMMEND APPROVAL:  
LT COL VALENTINO A DIONELA PAF (RET)  
Assistant Director General II, ADMS

APPROVED BY:  
CAPTAIN MANUEL ANTONIO L. TAMAYO  
Director General

NOTES/REVISIONS:

PROJECT:  
NEW CAAP BUILDING

LOCATION:  
CAAP HEAD OFFICE  
NAIA ROAD, PASAY CITY

SHEET CONTENTS:  
TYPICAL MALE TOILET  
DETAILS

DRAWING SCALE:	SHEET NO:
AS SHOWN	A-1004C





REPUBLIC OF THE PHILIPPINES  
CIVIL AVIATION AUTHORITY OF THE PHILIPPINES  
AERODROME DEVELOPMENT AND MANAGEMENT SERVICE  
NAIA ROAD, 1300 PASAY CITY

THIS DRAWINGS AND DESIGN IS EXCLUSIVE PROPERTIES OF CIVIL AVIATION AUTHORITY OF THE PHILIPPINES AND SUCH MUST NOT BE REPRODUCED, EXHIBITED, LOANED NOR COPIED IN PART OR IN WHOLE WITHOUT PROPER PERMISSION AND/OR WRITTEN CONSENT FROM THE DIRECTOR GENERAL CAAP.

AERODROME DEVELOPMENT  
AND MANAGEMENT SERVICE

INFRASTRUCTURE DEVELOPMENT  
AND DESIGN DIVISION

DESIGN STAFF:	INITIAL / DATE
DESIGNED BY:	IDDD
DRAWN BY:	IDDD
CHECKED BY:	

REVIEWED BY:

RAUL R. CRUCENA  
Division Chief III, IDDD-AED

SUBMITTED BY:

ARNEL F. BORLADO  
Department Manager III, AED-ADMS

RECOMMEND APPROVAL:

LT COL. VALENTINO A. DIONELA PAF (RET)  
Assistant Director General II, ADMS

APPROVED BY:

CAPTAIN MANUEL ANTONIO L. TAMAYO  
Director General

NOTES/REVISIONS:

PROJECT:

NEW CAAP BUILDING

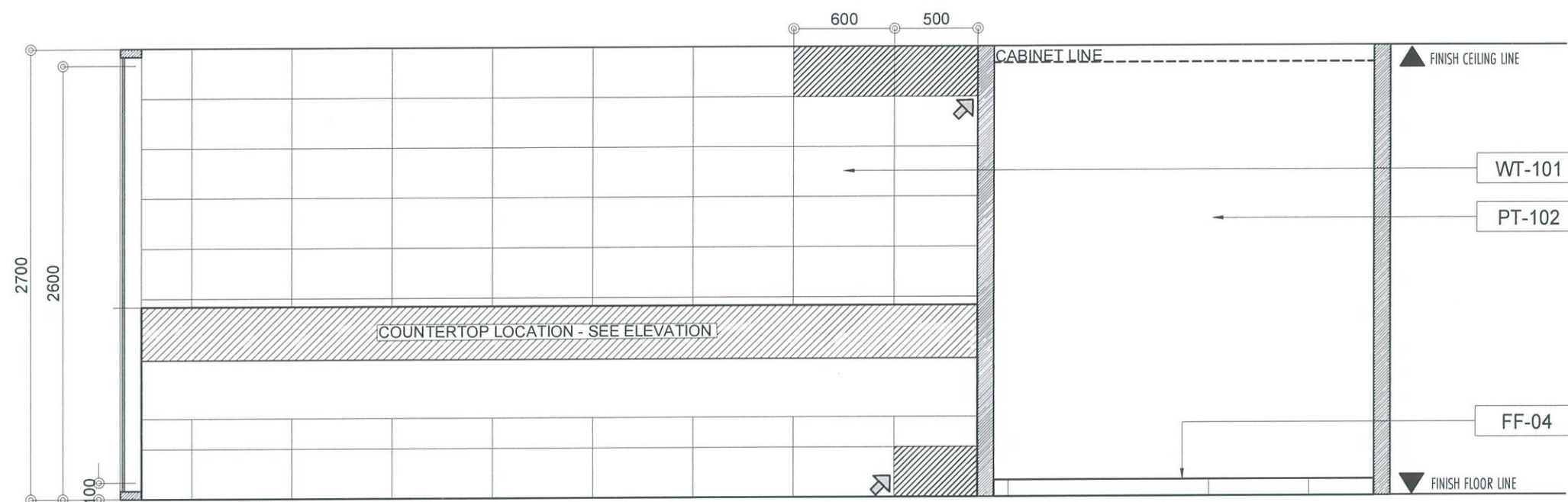
LOCATION:

CAAP HEAD OFFICE  
NAIA ROAD, PASAY CITY

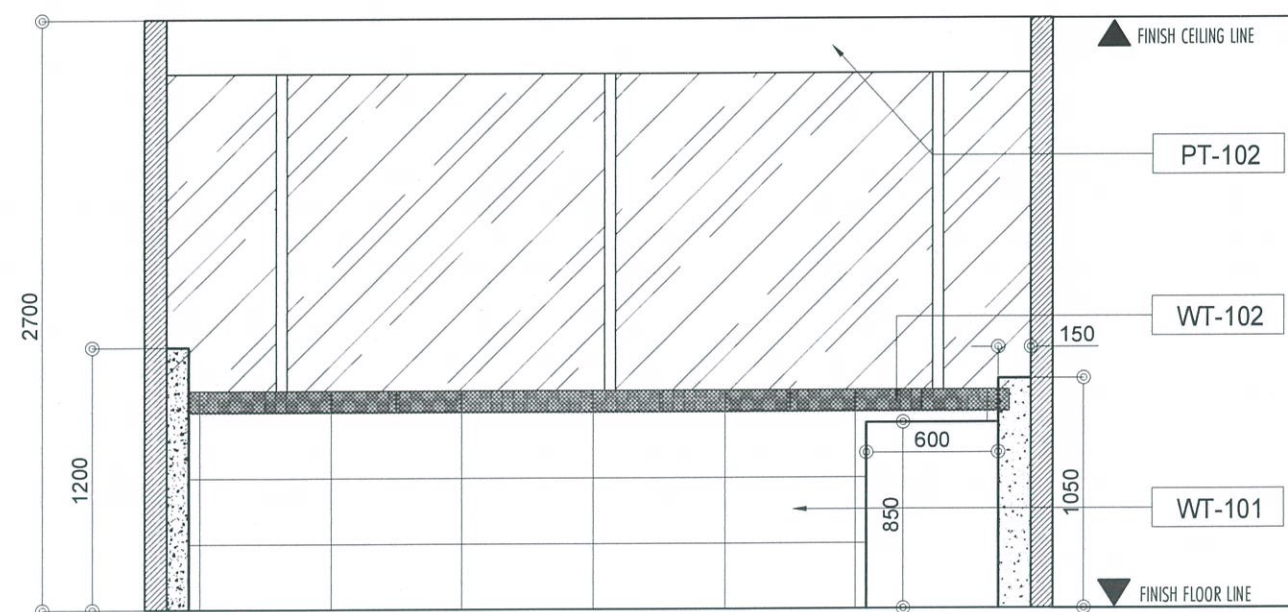
SHEET CONTENTS:

TYPICAL MALE TOILET  
DETAILS

DRAWING SCALE:	SHEET NO:
AS SHOWN	A-1004D



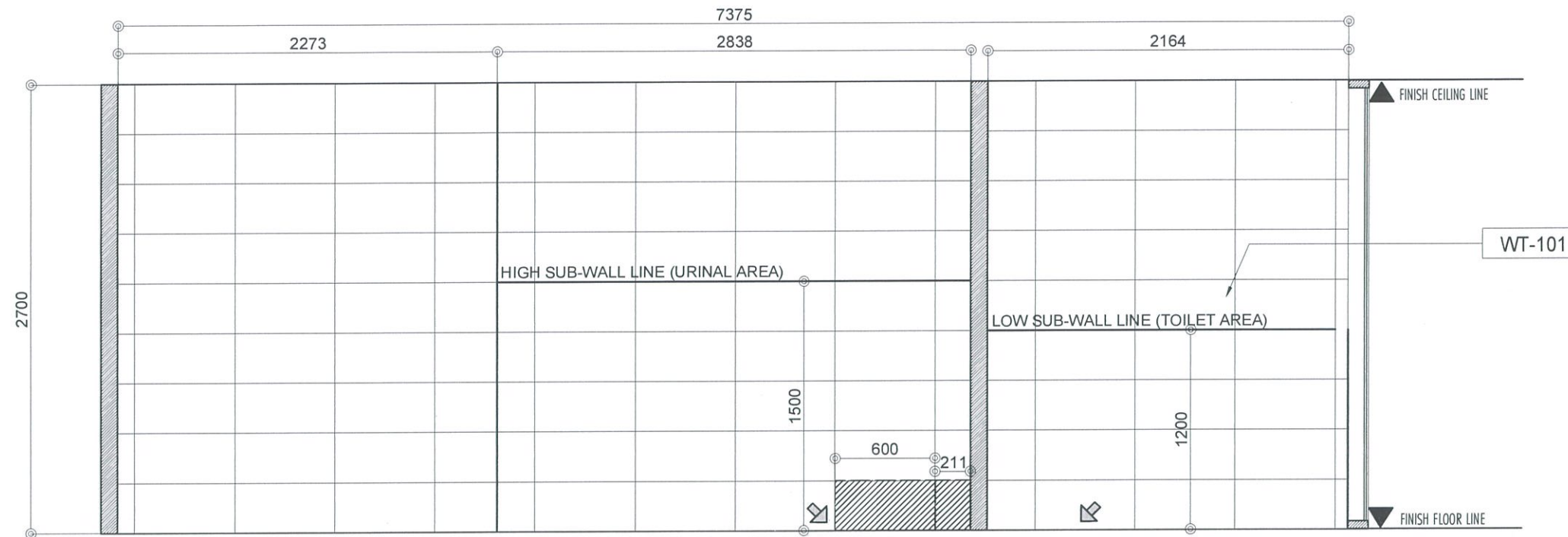
1 WALL ELEVATION A - TILE PATTERN  
A-1004D SCALE: 1:20 MTS



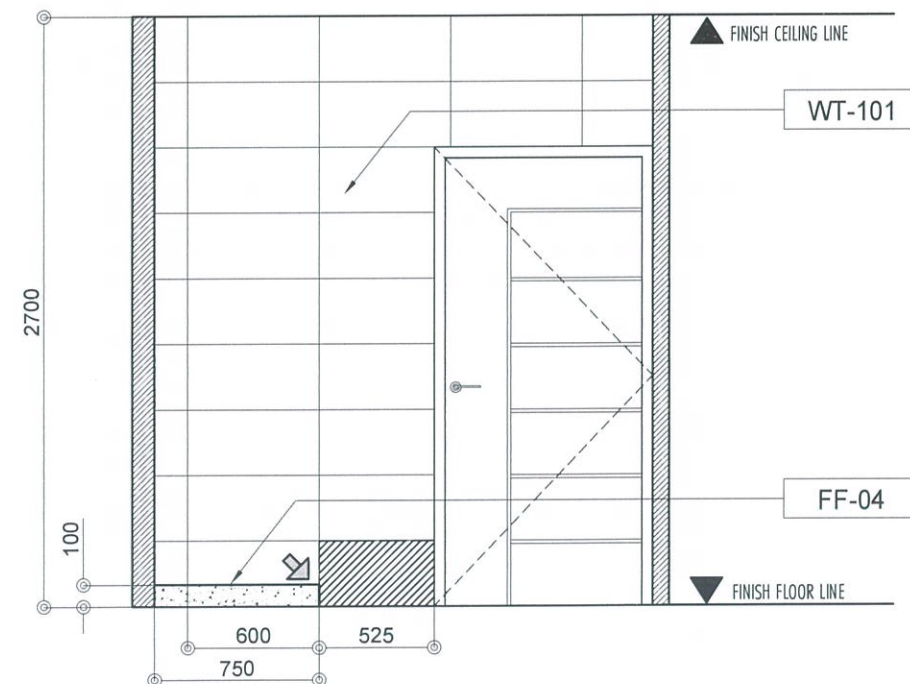
2 WALL ELEVATION B - TILE PATTERN  
A-1004D SCALE: 1:20 MTS

1 WALL ELEVATION DETAIL  
A-1004D SCALE: 1:20 MTS





1 WALL ELEVATION D - TILE PATTERN  
A-1004E SCALE: 1:20 MTS



2 WALL ELEVATION E - TILE PATTERN  
A-1004E SCALE: 1:20 MTS

1 WALL ELEVATION DETAIL  
A-1004E SCALE: 1:20 MTS



REPUBLIC OF THE PHILIPPINES  
CIVIL AVIATION AUTHORITY OF THE PHILIPPINES  
AERODROME DEVELOPMENT AND MANAGEMENT SERVICE  
NAIA ROAD, 1305 PASAY CITY

THIS DRAWINGS AND DESIGN IS EXCLUSIVE PROPERTIES OF CIVIL AVIATION AUTHORITY OF THE PHILIPPINES AND SUCH MUST NOT BE REPRODUCED, EXHIBITED, LOANED NOR COPIED IN PART OR IN WHOLE WITHOUT PROPER PERMISSION AND/OR WRITTEN CONSENT FROM THE DIRECTOR GENERAL CAAP.

AERODROME DEVELOPMENT AND MANAGEMENT SERVICE

INFRASTRUCTURE DEVELOPMENT AND DESIGN DIVISION

DESIGN STAFF:	INITIAL / DATE
DESIGNED BY:	IDDD
DRAWN BY:	IDDD
CHECKED BY:	

REVIEWED BY:  
  
RAUL R. CRUCENA  
Division Chief III, IDDD-AED

SUBMITTED BY:  
  
ARNEL F. BORLADO  
Department Manager III, AED-ADMS

RECOMMEND APPROVAL:  
  
LT COL VALENTINO A DIONELA PAF (RET)  
Assistant Director General II, ADMS

APPROVED BY:  
  
CAPTAIN MANUEL ANTONIO L. TAMAYO  
Director General

NOTES/REVISIONS:

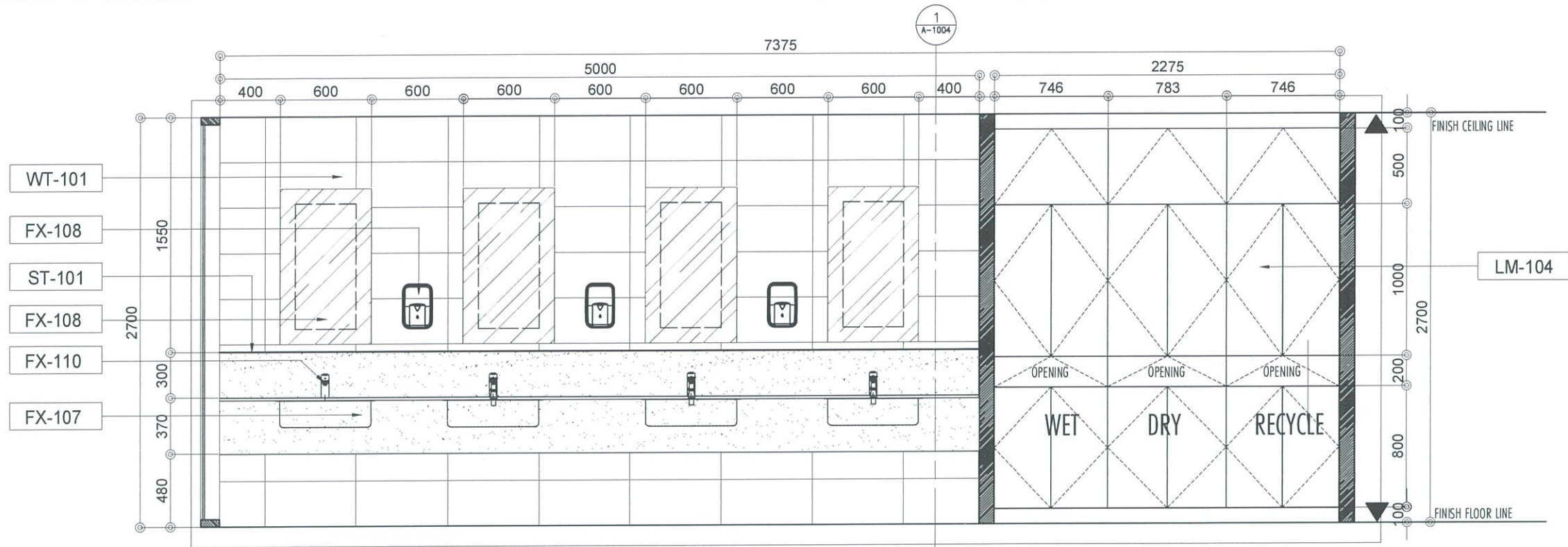
PROJECT:  
  
NEW CAAP BUILDING

LOCATION:  
  
CAAP HEAD OFFICE  
NAIA ROAD, PASAY CITY

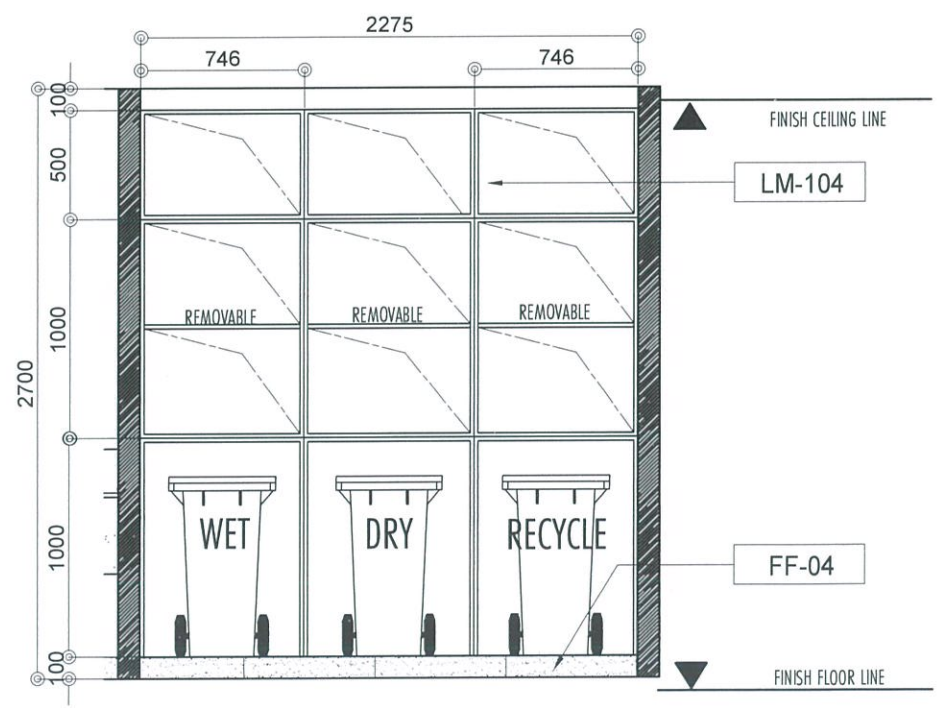
SHEET CONTENTS:  
  
TYPICAL MALE TOILET DETAILS

DRAWING SCALE:	SHEET NO:
AS SHOWN	A-1004E





1 WALL ELEVATION A  
A-1004F SCALE: 1:20 MTS



2 OPEN ELEVATION - FULL CABINET  
A-1004F SCALE: 1:20 MTS

1 WALL ELEVATION DETAIL  
A-1004C SCALE: 1:20 MTS

REPUBLIC OF THE PHILIPPINES  
CIVIL AVIATION AUTHORITY OF THE PHILIPPINES  
AERODROME DEVELOPMENT AND MANAGEMENT SERVICE  
NAIA ROAD, 1300 PASAY CITY

THIS DRAWINGS AND DESIGN IS EXCLUSIVE PROPERTIES OF CIVIL AVIATION AUTHORITY OF THE PHILIPPINES AND SUCH MUST NOT BE REPRODUCED, EXHIBITED, LOANED NOR COPIED IN PART OR IN WHOLE WITHOUT PROPER PERMISSION AND/OR WRITTEN CONSENT FROM THE DIRECTOR GENERAL CAAP.

AERODROME DEVELOPMENT AND MANAGEMENT SERVICE  
INFRASTRUCTURE DEVELOPMENT AND DESIGN DIVISION

DESIGN STAFF:	INITIAL / DATE
DESIGNED BY:	IDDD
DRAWN BY:	IDDD
CHECKED BY:	

REVIEWED BY:

RAUL R. CRUCENA  
Division Chief III, IDDD-AED

SUBMITTED BY:

ARNEL F. BORLADO  
Department Manager III, AED-ADMS

RECOMMEND APPROVAL:

LT COL VALENTINO A DIONELA PAF (RET)  
Assistant Director General II, ADMS

APPROVED BY:

CAPTAIN MANUEL ANTONIO L. TAMAYO  
Director General

NOTES/REVISIONS:

PROJECT:

NEW CAAP BUILDING

LOCATION:

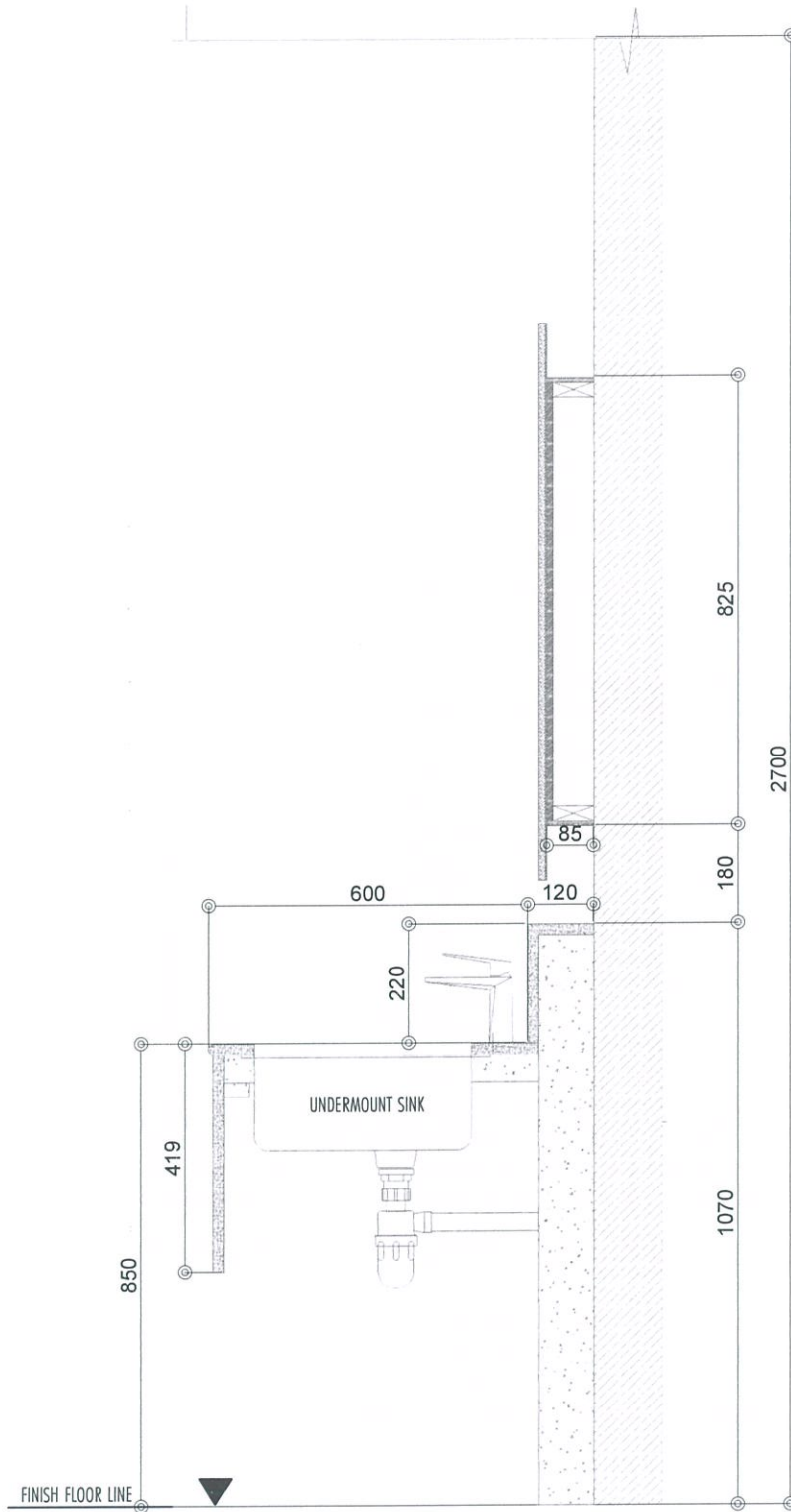
CAAP HEAD OFFICE  
NAIA ROAD, PASAY CITY

SHEET CONTENTS:

TYPICAL MALE TOILET DETAILS

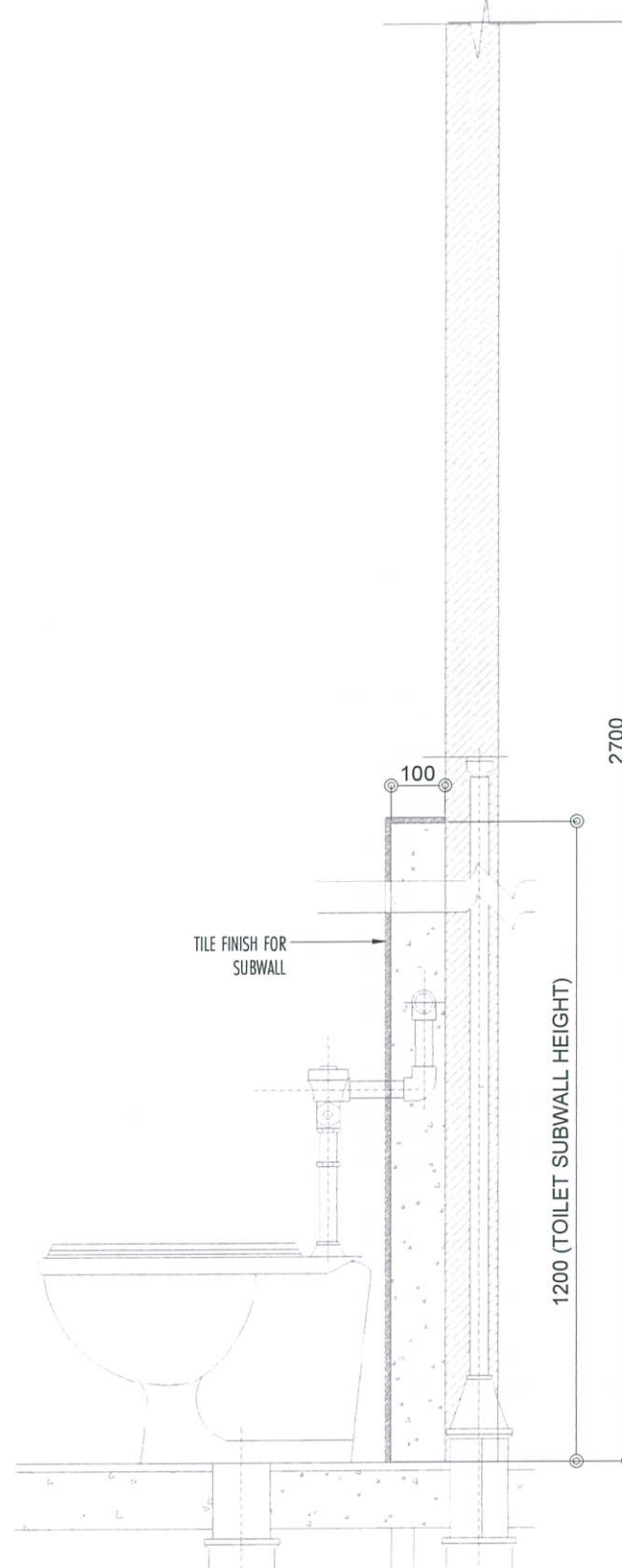
DRAWING SCALE:	SHEET NO:
AS SHOWN	A-1004F



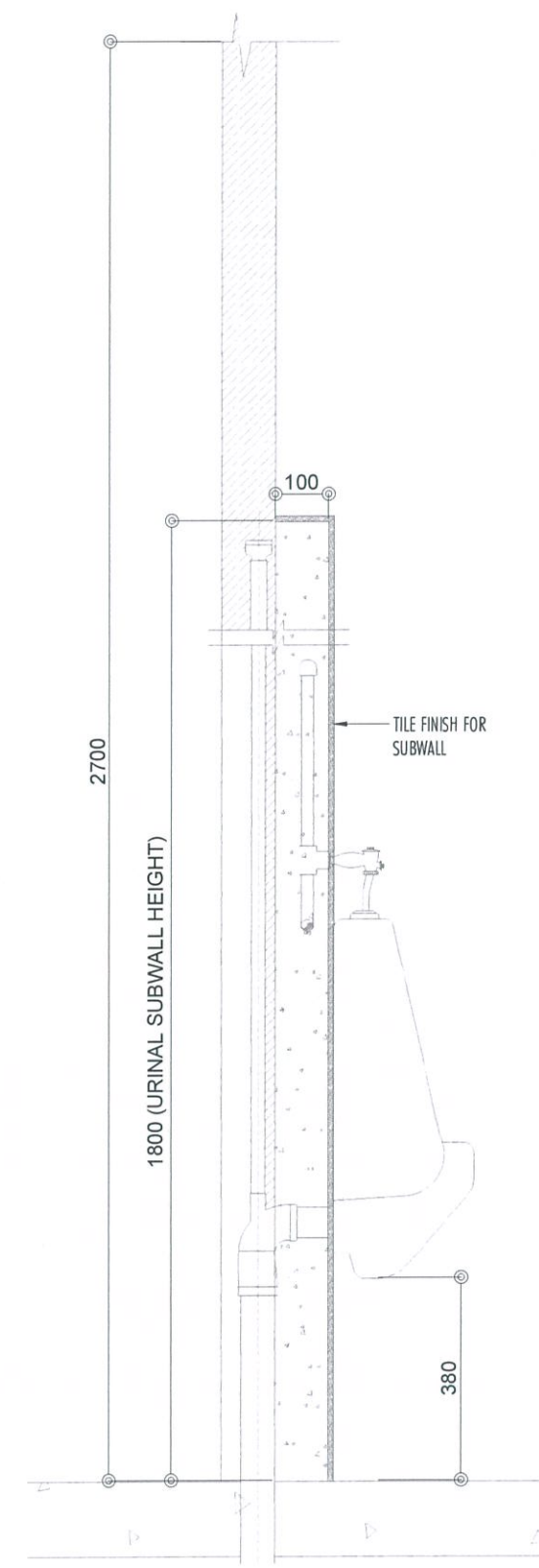


FINISH FLOOR LINE

4 BLOW UP DETAIL 2  
A-1004G SCALE: 1: 5MTS



4 BLOW UP DETAIL 2  
A-1004G SCALE: 1: 5MTS



4 BLOW UP DETAIL 2  
A-1004G SCALE: 1: 5MTS



REPUBLIC OF THE PHILIPPINES  
CIVIL AVIATION AUTHORITY OF THE PHILIPPINES  
AERODROME DEVELOPMENT AND MANAGEMENT SERVICE  
NAIA ROAD, 1300 PASAY CITY

THIS DRAWINGS AND DESIGN IS EXCLUSIVE PROPERTIES OF CIVIL AVIATION AUTHORITY OF THE PHILIPPINES AND SUCH MUST NOT BE REPRODUCED, EXHIBITED, LOANED NOR COPIED IN PART OR IN WHOLE WITHOUT PROPER PERMISSION AND/OR WRITTEN CONSENT FROM THE DIRECTOR GENERAL CAAP.

AERODROME DEVELOPMENT AND MANAGEMENT SERVICE

INFRASTRUCTURE DEVELOPMENT AND DESIGN DIVISION

DESIGN STAFF:	INITIAL / DATE
DESIGNED BY:	IDDD
DRAWN BY:	IDDD
CHECKED BY:	

REVIEWED BY:

RAUL R. CRUCENA  
Division Chief III, IDDD-AED

SUBMITTED BY:  
ARNEL F. BORLADO  
Department Manager III, AED-ADMS

RECOMMEND APPROVAL:  
LT COL VALENTINO A DIONELA PAF (RET)  
Assistant Director General II, ADMS

APPROVED BY:  
CAPTAIN MANUEL ANTONIO L. TAMAYO  
Director General

NOTES/REVISIONS:

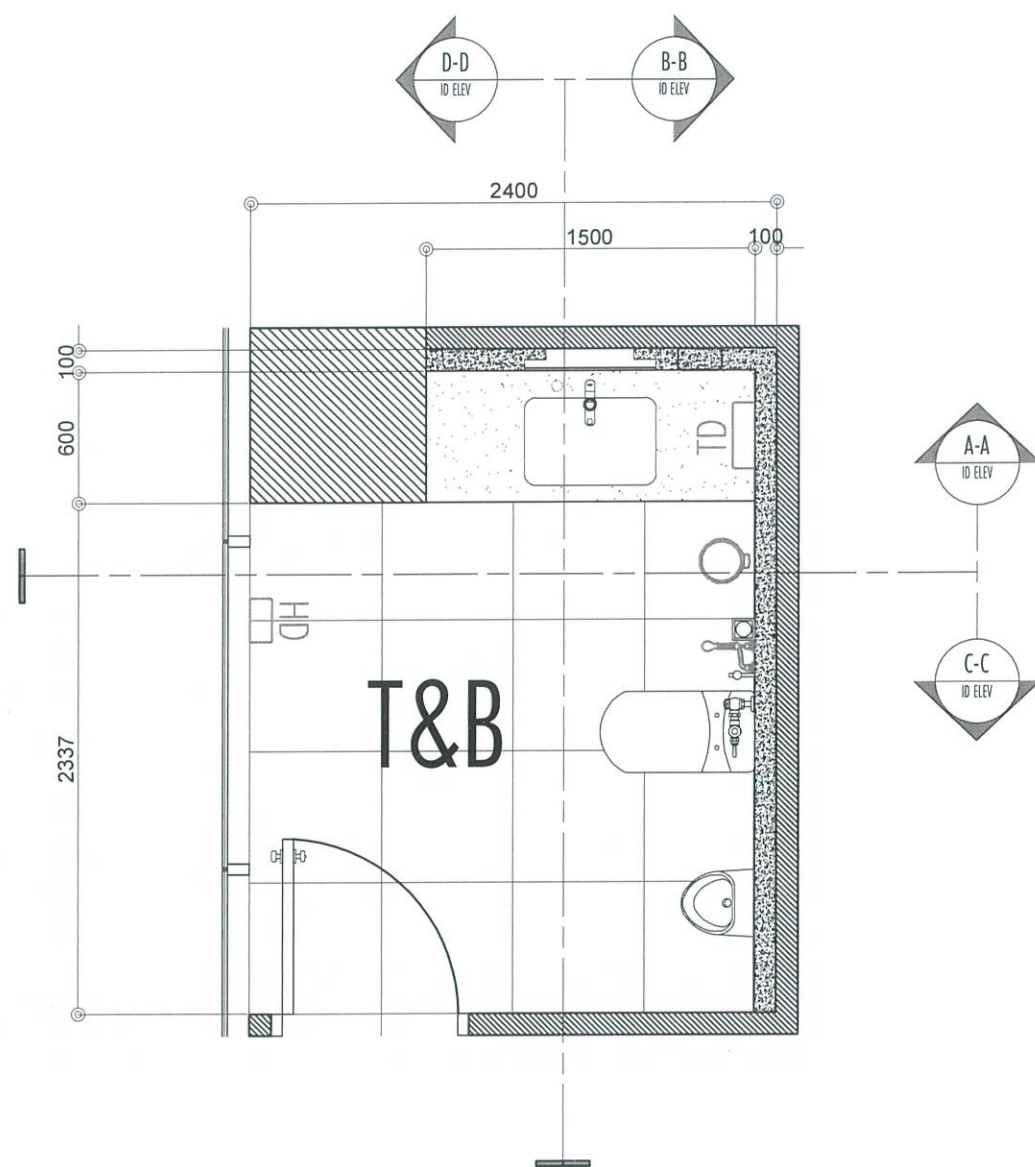
PROJECT:  
NEW CAAP BUILDING

LOCATION:  
CAAP HEAD OFFICE  
NAIA ROAD, PASAY CITY

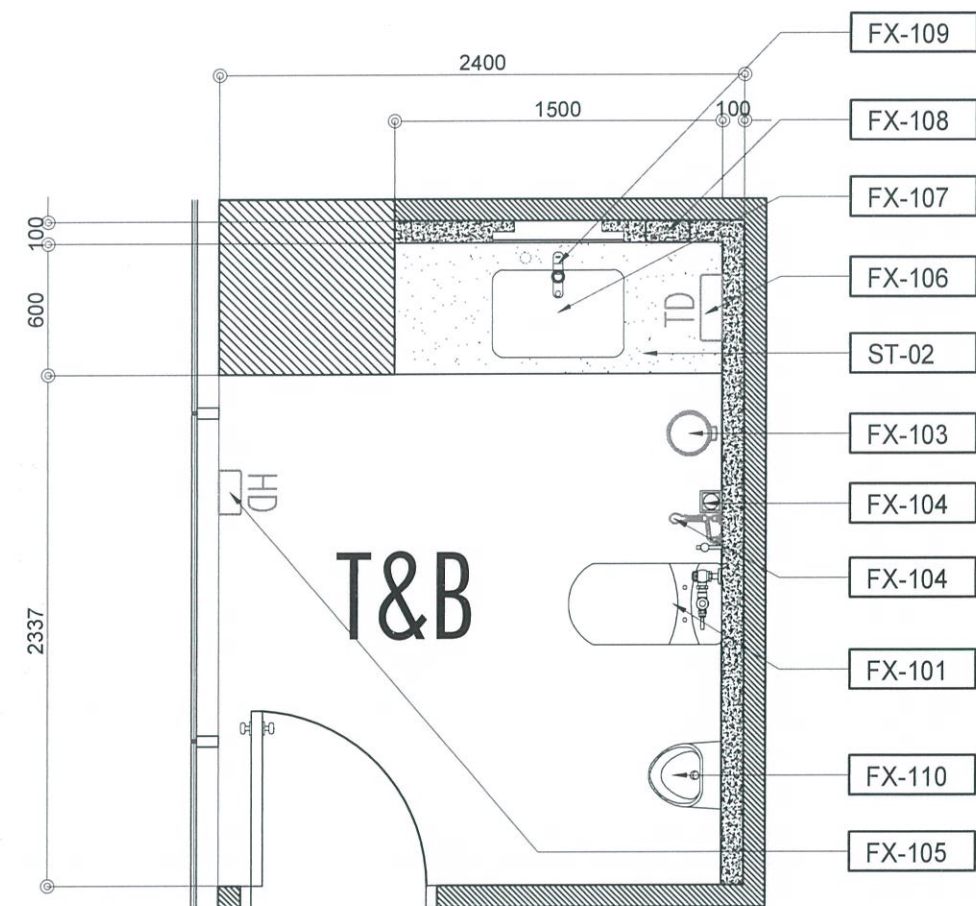
SHEET CONTENTS:  
TYPICAL MALE TOILET DETAILS

DRAWING SCALE:	SHEET NO:
AS SHOWN	A-1004G





GF TO 6TH FLOOR CONFERENCE T&B  
**1** TYPICAL CONFERENCE T&B FLOOR PLAN  
 A-1007A SCALE: 1:20 MTS



GF TO 6TH FLOOR CONFERENCE T&B  
**2** TYPICAL CONFERENCE T&B FLOOR PLAN W/ FF&E LAYOUT  
 A-1007A SCALE: 1:20 MTS



REPUBLIC OF THE PHILIPPINES  
 CIVIL AVIATION AUTHORITY OF THE PHILIPPINES  
 AERODROME DEVELOPMENT AND MANAGEMENT SERVICE  
 NAIA ROAD, 1300 PASAY CITY

THIS DRAWINGS AND DESIGN IS EXCLUSIVE PROPERTIES OF CIVIL AVIATION AUTHORITY OF THE PHILIPPINES AND SUCH MUST NOT BE REPRODUCED, EXHIBITED, LOANED NOR COPIED IN PART OR IN WHOLE WITHOUT PROPER PERMISSION AND/OR WRITTEN CONSENT FROM THE DIRECTOR GENERAL CAAP.

AERODROME DEVELOPMENT AND MANAGEMENT SERVICE

INFRASTRUCTURE DEVELOPMENT AND DESIGN DIVISION

DESIGN STAFF:	INITIAL / DATE
DESIGNED BY:	IDDD
DRAWN BY:	IDDD
CHECKED BY:	

REVIEWED BY:

*[Signature]*  
 RAUL R. CRUCENA  
 Division Chief III, IDDD-AED

SUBMITTED BY:

*[Signature]*  
 ARNEL F. BORLADO  
 Department Manager III, AED-ADMS

RECOMMEND APPROVAL:

*[Signature]*  
 LT COL VALENTINO A DIONELA PAF (RET)  
 Assistant Director General II, ADMS

APPROVED BY:

*[Signature]*  
 CAPTAIN MANUEL ANTONIO L. TAMAYO  
 Director General

NOTES/REVISIONS:

PROJECT:

NEW CAAP BUILDING

LOCATION:

CAAP HEAD OFFICE  
 NAIA ROAD, PASAY CITY

SHEET CONTENTS:

- GF TO 6TH FLOOR CONFERENCE T&B PLANS

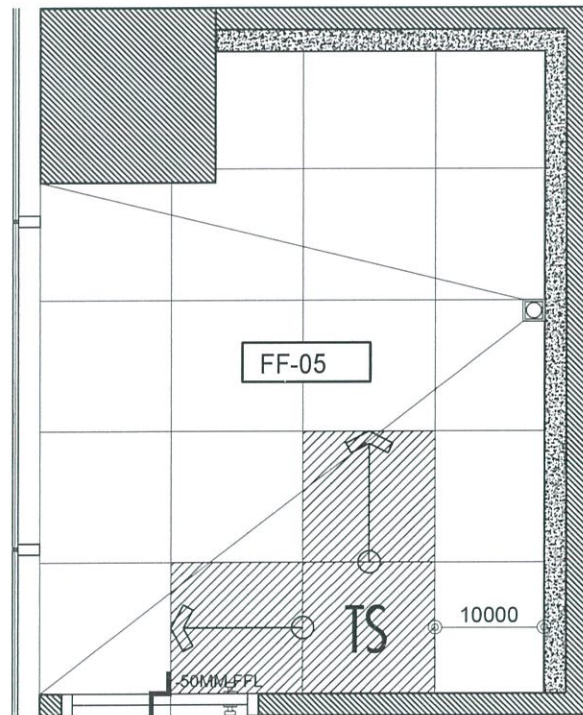
DRAWING SCALE:

AS SHOWN

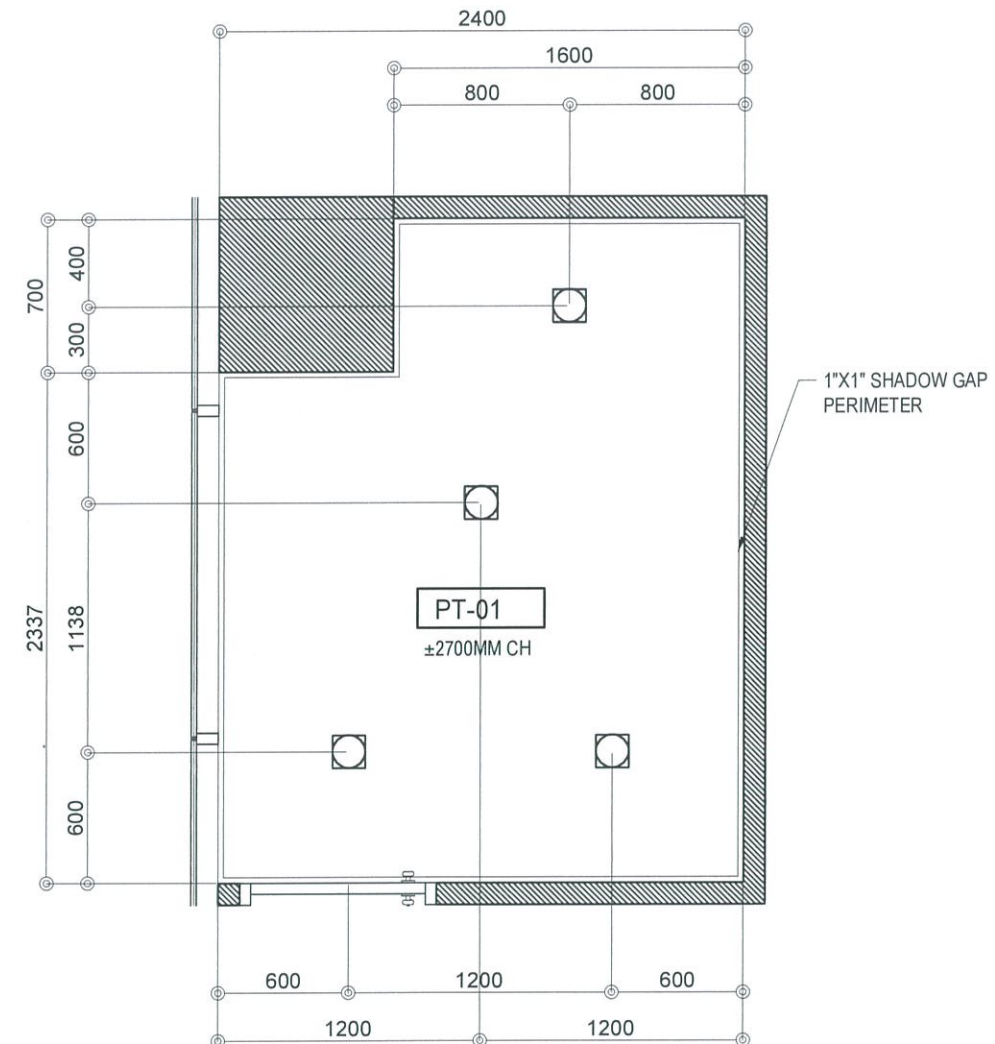
SHEET NO:

A-1007A





GF TO 6TH FLOOR CONFERENCE T&B  
**1**  
**TYPICAL CONFERENCE T&B FLOOR PATTERN**  
 A-1007B SCALE: 1:20 MTS



GF TO 6TH FLOOR CONFERENCE T&B  
**2**  
**TYPICAL CONFERENCE T&B REFLECTED CEILING PLAN**  
 A-1007B SCALE: 1:20 MTS



REPUBLIC OF THE PHILIPPINES  
 CIVIL AVIATION AUTHORITY OF THE PHILIPPINES  
 AERODROME DEVELOPMENT AND MANAGEMENT SERVICE  
 NAIA ROAD, 1300 PASAY CITY

THIS DRAWINGS AND DESIGN IS EXCLUSIVE PROPERTIES OF CIVIL AVIATION AUTHORITY OF THE PHILIPPINES AND SUCH MUST NOT BE REPRODUCED, EXHIBITED, LOANED NOR COPIED IN PART OR IN WHOLE WITHOUT PROPER PERMISSION AND/OR WRITTEN CONSENT FROM THE DIRECTOR GENERAL CAA.

AERODROME DEVELOPMENT AND MANAGEMENT SERVICE

INFRASTRUCTURE DEVELOPMENT AND DESIGN DIVISION

DESIGN STAFF:	INITIAL / DATE
DESIGNED BY:	IDDD
DRAWN BY:	IDDD
CHECKED BY:	

REVIEWED BY:

**RAUL R. CRUCENA**  
 Division Chief III, IDDD-AED

SUBMITTED BY:  
**ARNEL P. BORLADO**  
 Department Manager III, AED-ADMS

RECOMMEND APPROVAL:  
**LT COL VALENTINO A DIONELA PAF (RET)**  
 Assistant Director General II, ADMS

APPROVED BY:  
**CAPTAIN MANUEL ANTONIO L. TAMAYO**  
 Director General

NOTES/REVISIONS:

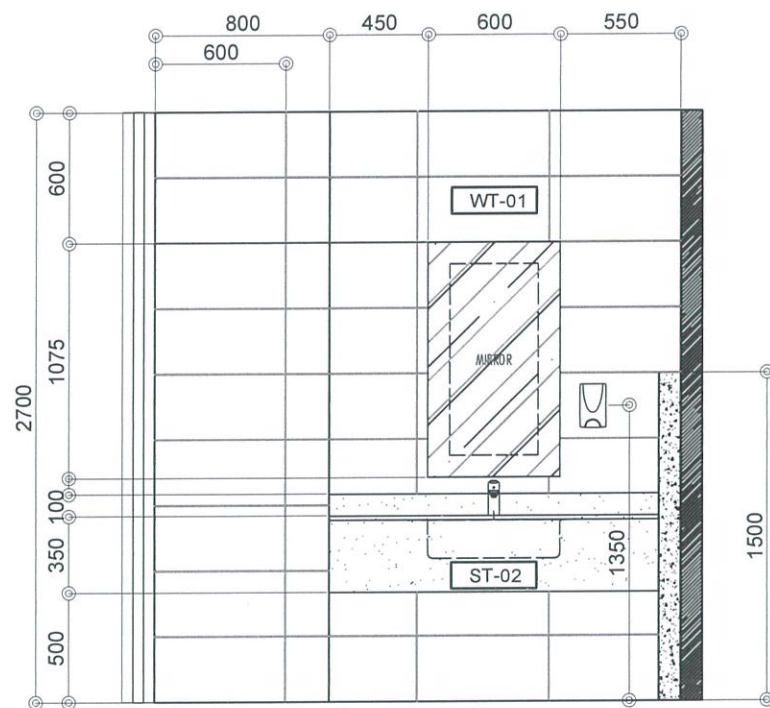
PROJECT:  
 NEW CAAP BUILDING

LOCATION:  
 CAAP HEAD OFFICE  
 NAIA ROAD, PASAY CITY

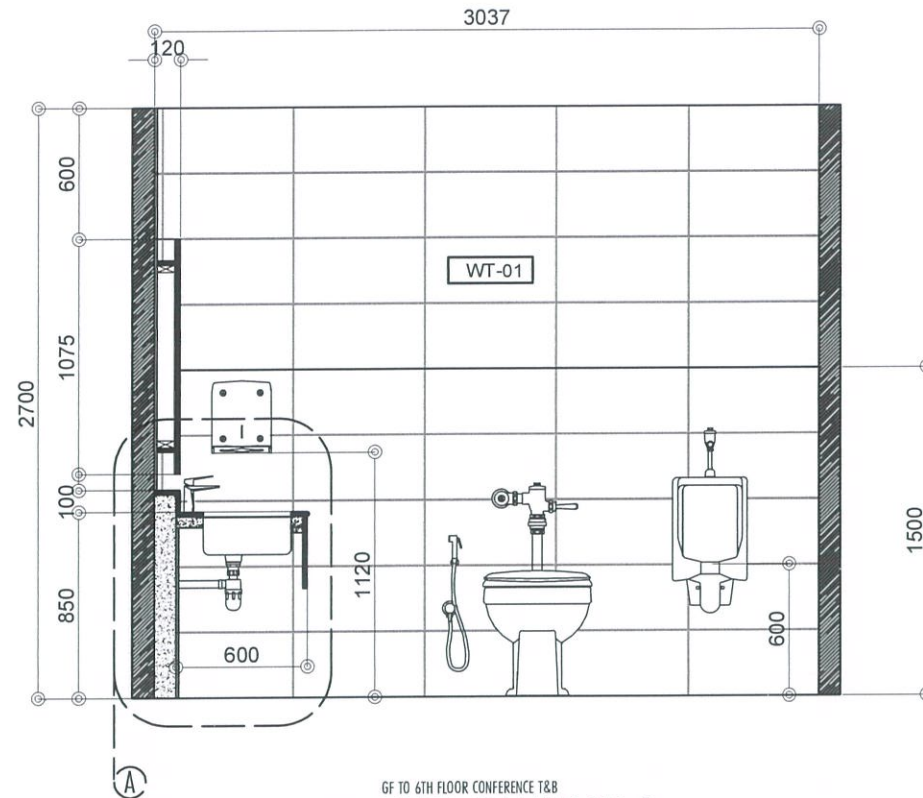
SHEET CONTENTS:  
 • GF TO 6TH FLOOR  
 CONFERENCE T&B PLANS

DRAWING SCALE:	SHEET NO:
AS SHOWN	A-1007B

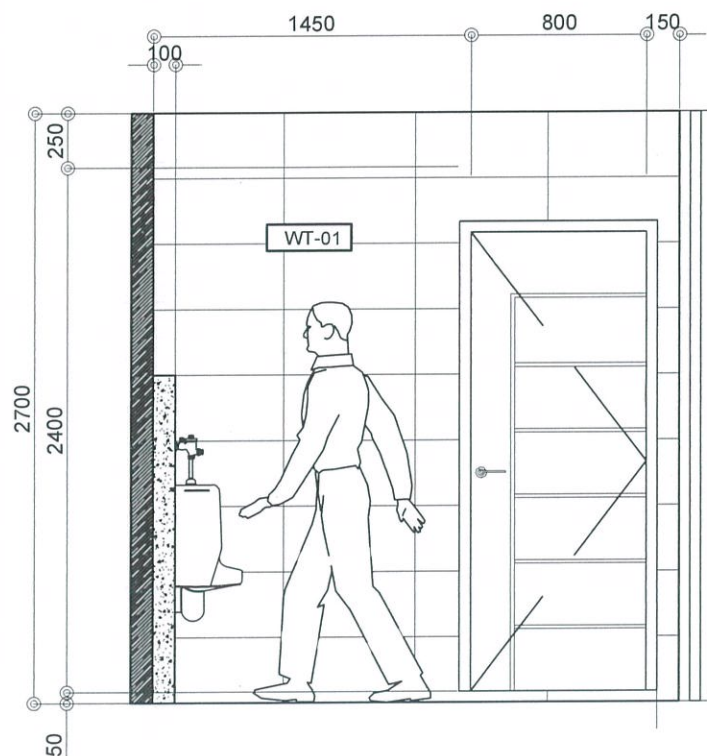




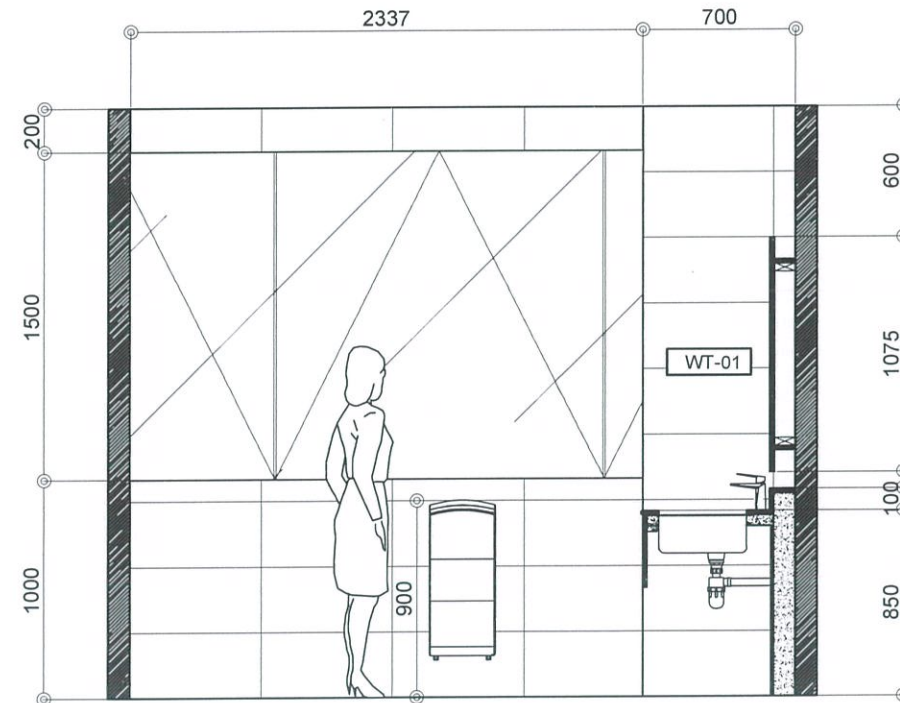
2  
A-1007C  
GF TO 6TH FLOOR CONFERENCE T&B  
**WALL ELEVATION A**  
SCALE: 1:20 MTS



3  
A-1007C  
GF TO 6TH FLOOR CONFERENCE T&B  
**WALL ELEVATION B**  
SCALE: 1:20 MTS

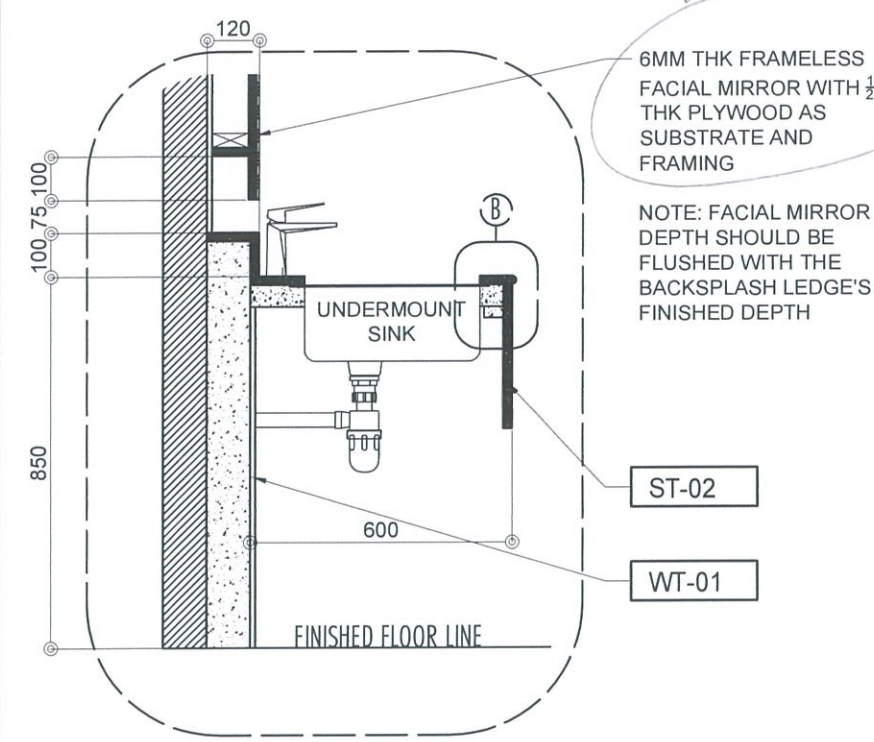


4  
A-1007C  
GF TO 6TH FLOOR CONFERENCE T&B  
**WALL ELEVATION C**  
SCALE: 1:20 MTS

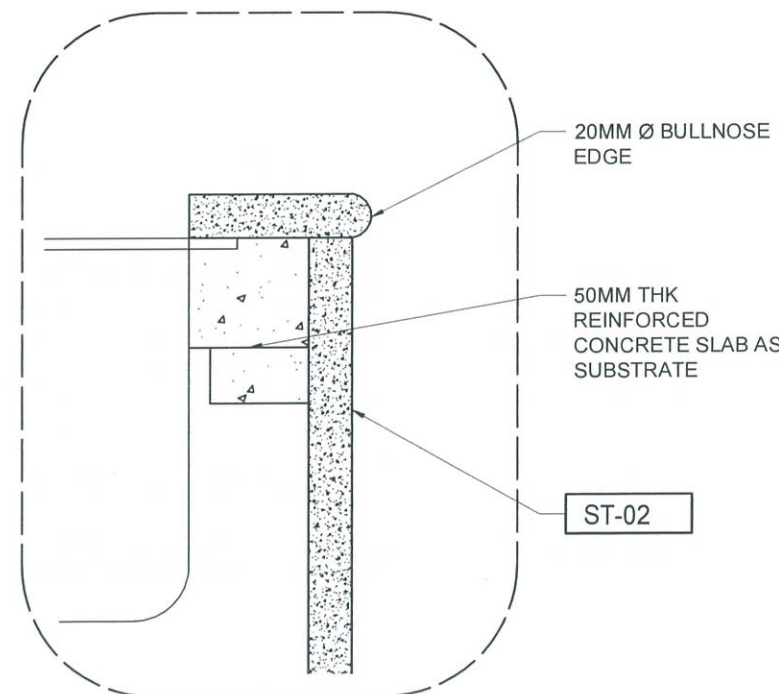


5  
A-1007C  
GF TO 6TH FLOOR CONFERENCE T&B  
**WALL ELEVATION D**  
SCALE: 1:20 MTS

1  
A-1007C  
GF TO 6TH FLOOR CONFERENCE T&B  
**WALL ELEVATION DETAIL**  
SCALE: 1:20 MTS

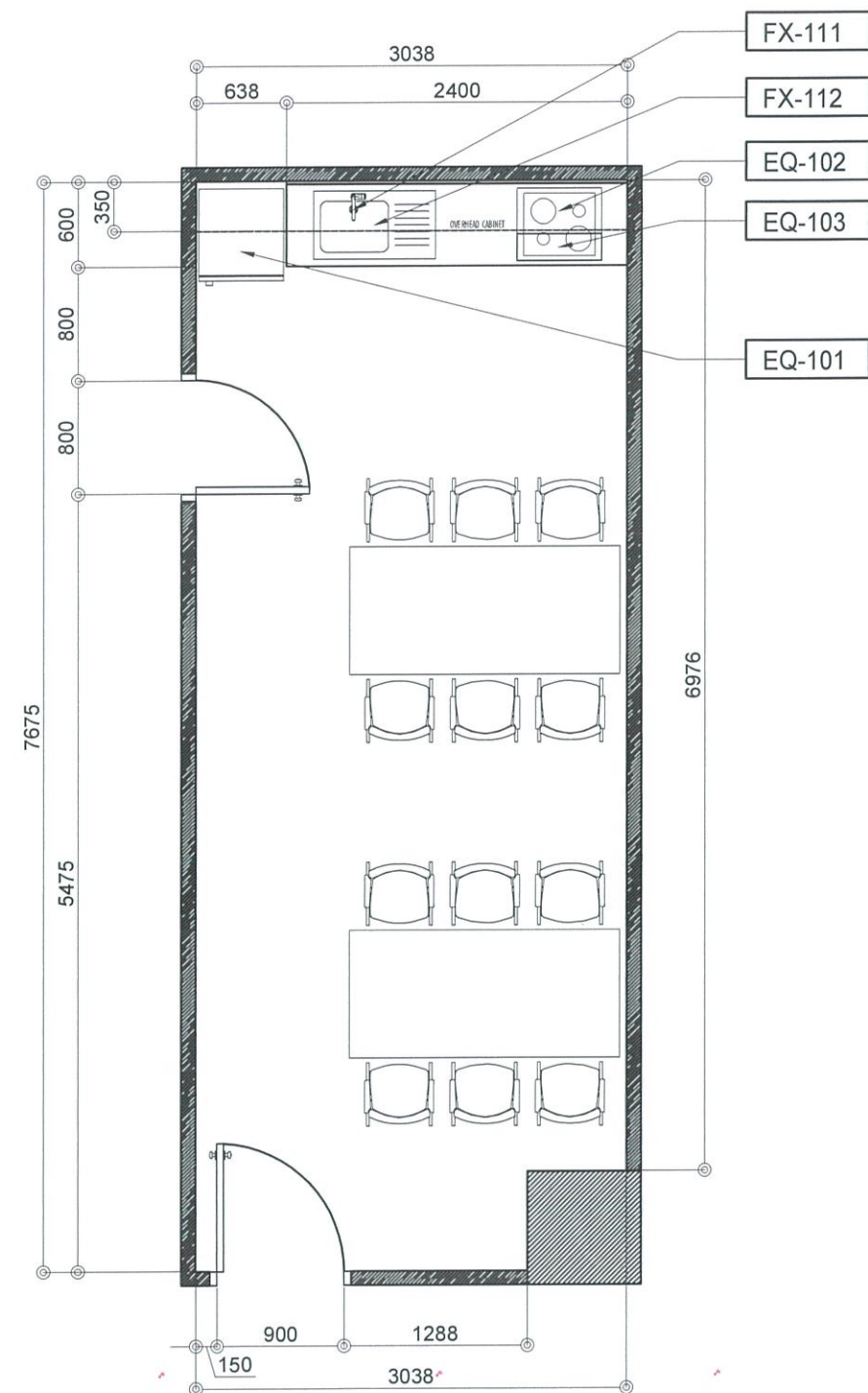
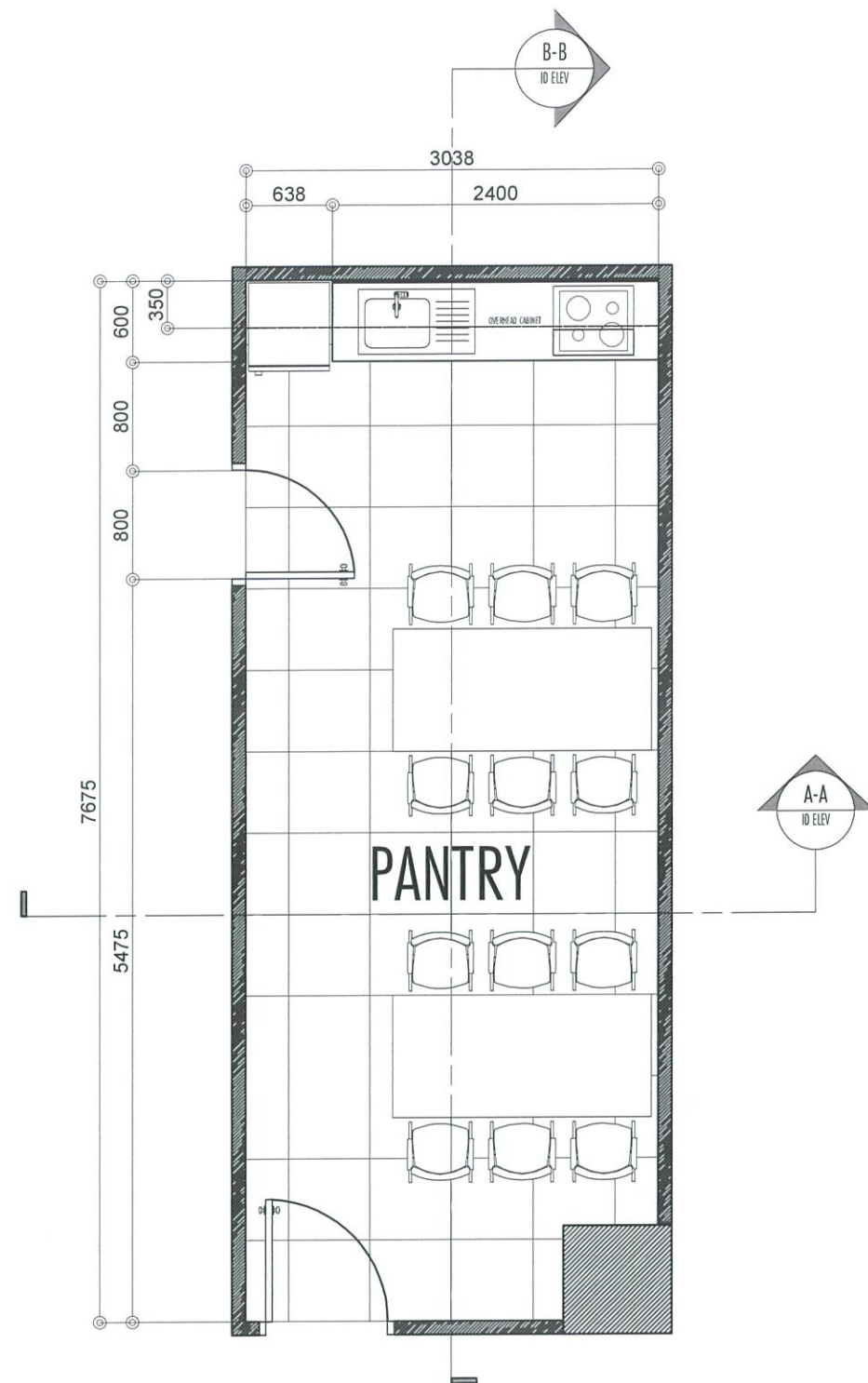


6  
A-1007C  
GF TO 6TH FLOOR CONFERENCE T&B  
**BLOW UP DETAIL A**  
SCALE: 1:10 MTS



7  
A-1007C  
GF TO 6TH FLOOR CONFERENCE T&B  
**BLOW UP DETAIL B**  
SCALE: 1:2 MTS





REPUBLIC OF THE PHILIPPINES  
 CIVIL AVIATION AUTHORITY OF THE PHILIPPINES  
 AERODROME DEVELOPMENT AND MANAGEMENT SERVICE  
 NAIA ROAD, PASAY CITY

THIS DRAWINGS AND DESIGN IS EXCLUSIVE PROPERTIES OF CIVIL AVIATION AUTHORITY OF THE PHILIPPINES AND SUCH MUST NOT BE REPRODUCED, EXHIBITED, LOANED NOR COPIED IN PART OR IN WHOLE WITHOUT PROPER PERMISSION AND/OR WRITTEN CONSENT FROM THE DIRECTOR GENERAL CAAP.

AERODROME DEVELOPMENT AND MANAGEMENT SERVICE  
 INFRASTRUCTURE DEVELOPMENT AND DESIGN DIVISION

DESIGN STAFF:	INITIAL / DATE
DESIGNED BY:	IDDD
DRAWN BY:	IDDD
CHECKED BY:	

REVIEWED BY:  
 RAUL R. CRUCENA  
 Division Chief II, IDDD-AED

SUBMITTED BY:  
 ARNEL F. BORLADO  
 Department Manager III, AED-ADM5

RECOMMEND APPROVAL:  
 LT COL VALENTINO A DIONELA PAF (RET)  
 Assistant Director General II, ADMS

APPROVED BY:  
 CAPTAIN MANUEL ANTONIO L. TAMAYO  
 Director General

NOTES/REVISIONS:

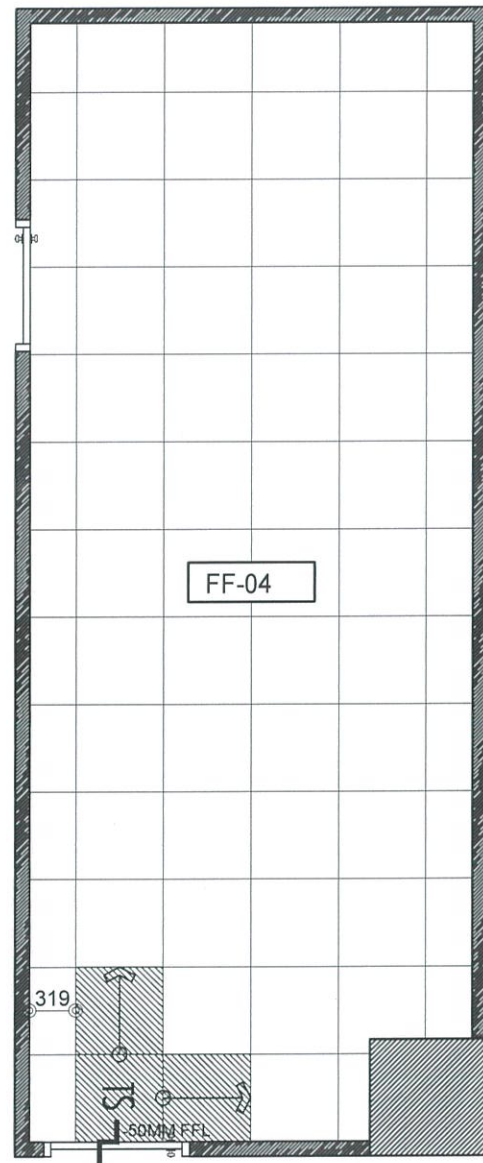
PROJECT:  
 NEW CAAP BUILDING

LOCATION:  
 CAAP HEAD OFFICE  
 NAIA ROAD, PASAY CITY

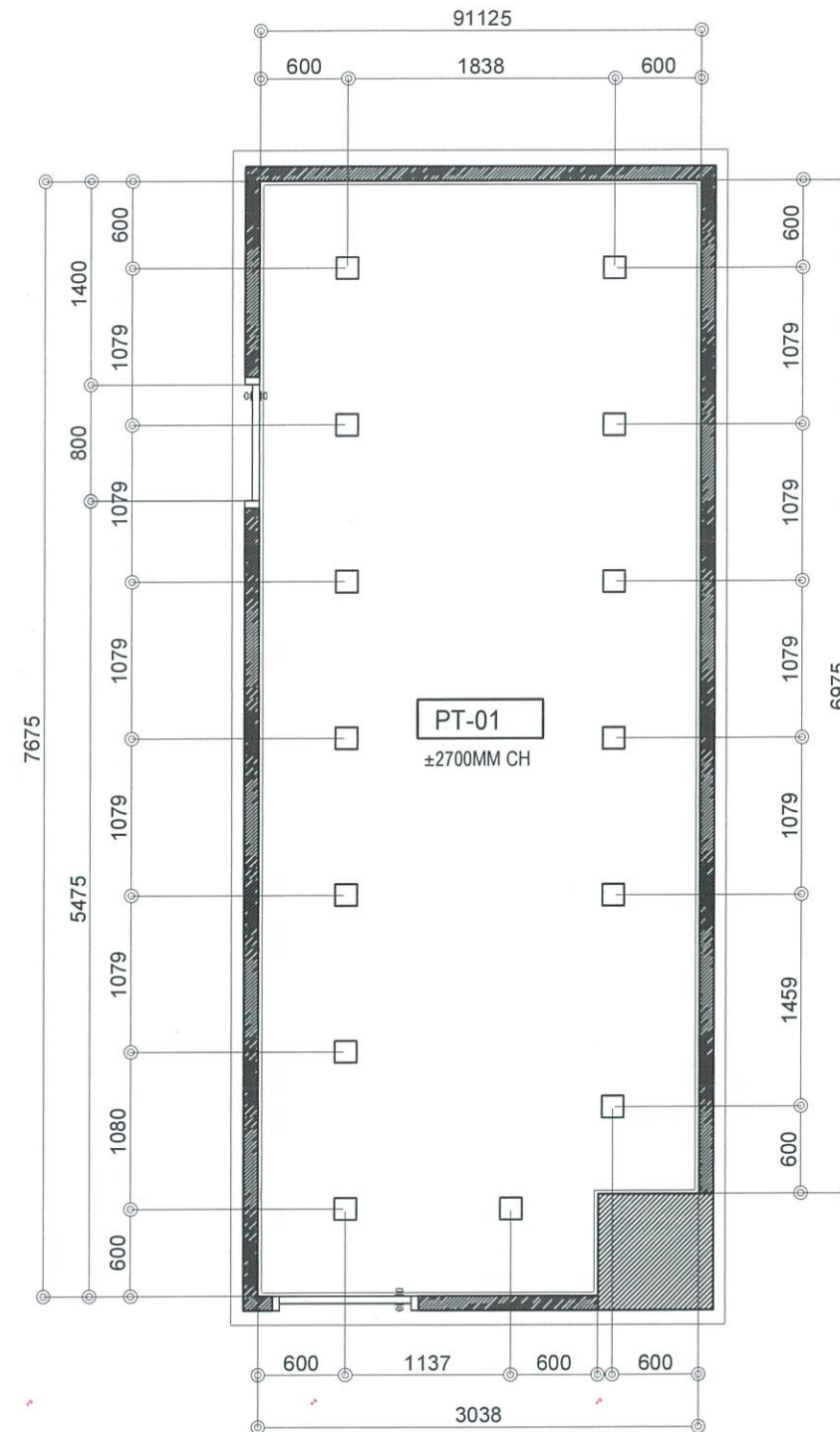
SHEET CONTENTS:  
 • GF TO 6TH FLOOR PANTRY PLANS

DRAWING SCALE:	SHEET NO:
AS SHOWN	A-1008A





GF TO 6TH FLOOR PANTRY  
**1** TYPICAL PANTRY FLOOR PATTERN  
 A-1008B SCALE: 1:20 MTS



GF TO 6TH FLOOR PANTRY  
**2** TYPICAL PANTRY REFLECTED CEILING PLAN  
 A-1008B SCALE: 1:20 MTS



REPUBLIC OF THE PHILIPPINES  
 CIVIL AVIATION AUTHORITY OF THE PHILIPPINES  
 AERODROME DEVELOPMENT AND MANAGEMENT SERVICE  
 NAIA ROAD, 1300 PASAY CITY

THIS DRAWINGS AND DESIGN IS EXCLUSIVE PROPERTIES OF CIVIL AVIATION AUTHORITY OF THE PHILIPPINES AND SUCH MUST NOT BE REPRODUCED, EXHIBITED, LOANED NOR COPIED IN PART OR IN WHOLE WITHOUT PROPER PERMISSION AND/OR WRITTEN CONSENT FROM THE DIRECTOR GENERAL CAAP.

AERODROME DEVELOPMENT AND MANAGEMENT SERVICE

INFRASTRUCTURE DEVELOPMENT AND DESIGN DIVISION

DESIGN STAFF:	INITIAL / DATE
DESIGNED BY:	IDDD
DRAWN BY:	IDDD
CHECKED BY:	

REVIEWED BY:

**RAUL R. CRUCENA**  
 Division Chief II, IDDD-AED

SUBMITTED BY:

**ARNEL F. BORLADO**  
 Department Manager III, AED-ADMS

RECOMMEND APPROVAL:

**LT COL VALENTINO A. DIONELA PAF (RET)**  
 Assistant Director General II, ADMS

APPROVED BY:

**CAPTAIN MANUEL ANTONIO L. TAMAYO**  
 Director General

NOTES/REVISIONS:

PROJECT:

NEW CAAP BUILDING

LOCATION:

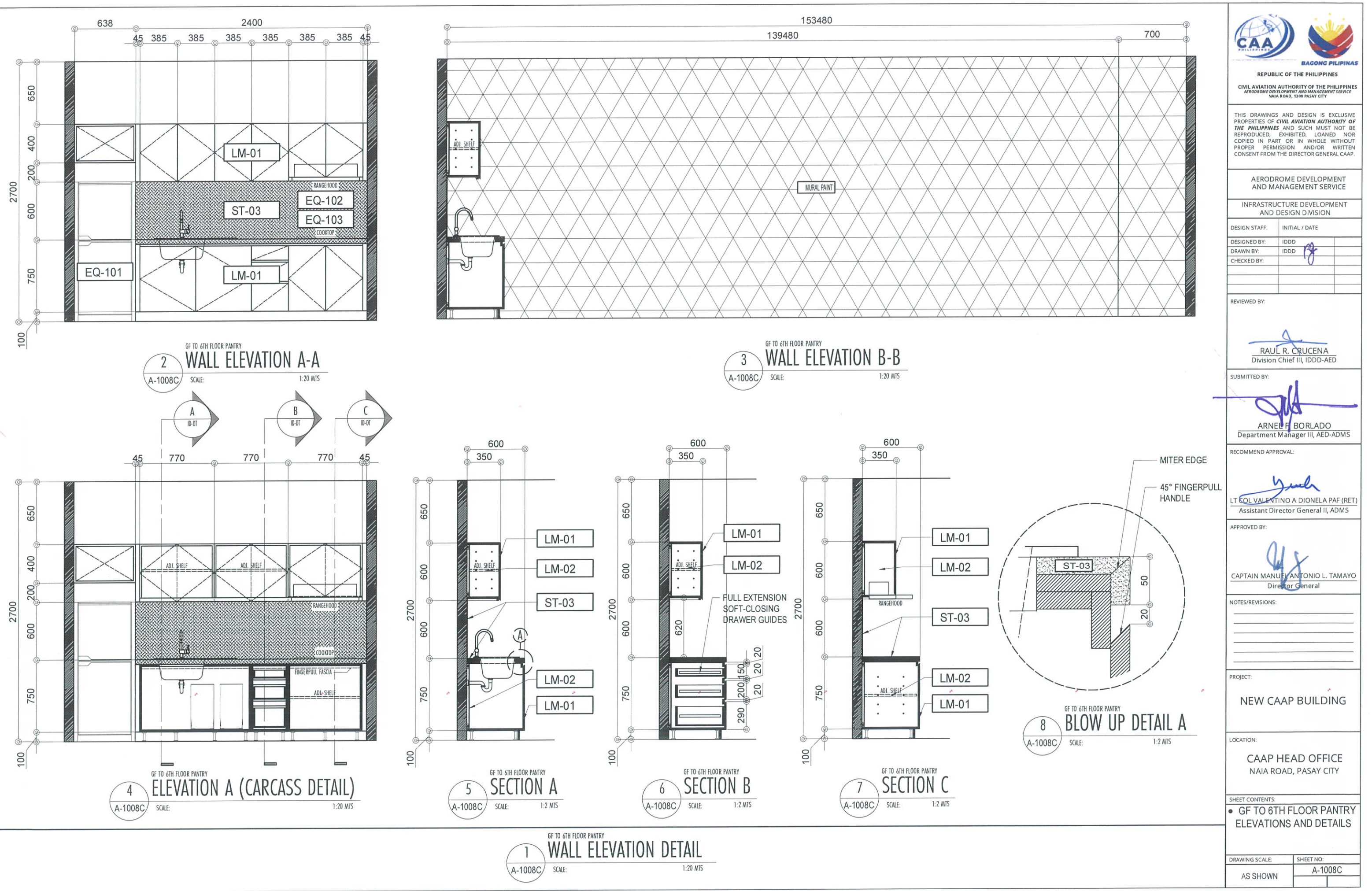
CAAP HEAD OFFICE  
 NAIA ROAD, PASAY CITY

SHEET CONTENTS:

- GF TO 6TH FLOOR PANTRY PLANS

DRAWING SCALE:	SHEET NO:
AS SHOWN	A-1008B





THIS DRAWINGS AND DESIGN IS EXCLUSIVE PROPERTIES OF CIVIL AVIATION AUTHORITY OF THE PHILIPPINES AND SUCH MUST NOT BE REPRODUCED, EXHIBITED, LOANED NOR COPIED IN PART OR IN WHOLE WITHOUT PROPER PERMISSION AND/OR WRITTEN CONSENT FROM THE DIRECTOR GENERAL CAAP.

AERODROME DEVELOPMENT AND MANAGEMENT SERVICE

INFRASTRUCTURE DEVELOPMENT AND DESIGN DIVISION

DESIGN STAFF:	INITIAL / DATE
DESIGNED BY:	IDDD
DRAWN BY:	IDDD
CHECKED BY:	

REVIEWED BY:

  
RAUL R. CRUCENA  
Division Chief III, IDDD-AED

SUBMITTED BY:

  
ARNEL F. BORLADO  
Department Manager III, AED-ADMS

RECOMMEND APPROVAL:

  
LT COL VALENTINO A. DIONELA PAF (RET)  
Assistant Director General II, ADMS

APPROVED BY:

  
CAPTAIN MANUEL ANTONIO L. TAMAYO  
Director General

NOTES/REVISIONS:


PROJECT:

NEW CAAP BUILDING

LOCATION:


















CAAP HEAD OFFICE  
NAIA ROAD, PASAY CITY

SHEET CONTENTS:












- GF TO 6TH FLOOR PANTRY ELEVATIONS AND DETAILS

DRAWING SCALE:	SHEET NO:
AS SHOWN	A-1008C



												<div><div></div><div>REPUBLIC OF THE PHILIPPINES</div><div>CIVIL AVIATION AUTHORITY OF THE PHILIPPINES AERODROME DEVELOPMENT AND MANAGEMENT SERVICE NAIA ROAD, 1300 PASAY CITY</div><div>THIS DRAWINGS AND DESIGN IS EXCLUSIVE PROPERTIES OF CIVIL AVIATION AUTHORITY OF THE PHILIPPINES AND SUCH MUST NOT BE REPRODUCED, EXHIBITED, LOANED NOR COPIED IN PART OR IN WHOLE WITHOUT PROPER PERMISSION AND/OR WRITTEN CONSENT FROM THE DIRECTOR GENERAL CAAP.</div><div>AERODROME DEVELOPMENT AND MANAGEMENT SERVICE</div><div>INFRASTRUCTURE DEVELOPMENT AND DESIGN DIVISION</div><div>DESIGN STAFF: INITIAL / DATE</div><div>DESIGNED BY: IDDD</div><div>DRAWN BY: IDDD</div><div>CHECKED BY:</div><div>REVIEWED BY:</div><div> RAUL R. GRUCENA Division Chief III, IDDD-AED</div><div>SUBMITTED BY:</div><div> ARNEL F. BORLADO Department Manager III, AED-ADMS</div><div>RECOMMEND APPROVAL:</div><div> LT COL VALENTINO A DIONELA PAF (RET) Assistant Director General II, ADMS</div><div>APPROVED BY:</div><div> CAPTAIN MANUEL ANTONIO L. TAMAYO Director General</div><div>NOTES/REVISIONS:</div><div>PROJECT:</div><div>NEW CAAP BUILDING</div><div>LOCATION:</div><div>CAAP HEAD OFFICE NAIA ROAD, PASAY CITY</div><div>SHEET CONTENTS:</div><div>SCHEDULE OF ROLL-UP FABRIC BLINDS</div><div>DRAWING SCALE: SHEET NO: A-1009A</div></div>					
WT-1	DUAL LAYER ROLL-UP FABRIC BLINDS	WT-2	DUAL LAYER ROLL-UP FABRIC BLINDS	WT-3	DUAL LAYER ROLL-UP FABRIC BLINDS	WT-4	DUAL LAYER ROLL-UP FABRIC BLINDS	WT-5	DUAL LAYER ROLL-UP FABRIC BLINDS	WT-6	DUAL LAYER ROLL-UP FABRIC BLINDS						
DIMENSION	473mm x 2900mm	DIMENSION	663mm x 2900mm	DIMENSION	684mm x 2900mm	DIMENSION	975mm x 2900mm	DIMENSION	1028mm x 2900mm	DIMENSION	1172mm x 2900mm						
LOCATION	GROUND FLOOR MAIN LOBBY 2	LOCATION	GROUND - SIXTH FLOOR CONFERENCE ROOM ROOM TOILET 6	LOCATION	GROUND FLOOR MAIN LOBBY 1 CONFERENCE ROOM 1	LOCATION	GROUND - SIXTH FLOOR MALE COMMON TOILET 6	LOCATION	GROUND FLOOR CONFERENCE ROOM 1 MAIN LOBBY 1 SECOND - SIXTH FLOOR OFFICES 10	LOCATION	GROUND FLOOR CONFERENCE ROOM 1 MAIN LOBBY 1 SECOND - SIXTH FLOOR OFFICES 10						
No. OF SETS	2	No. OF SETS	6	No. OF SETS	2	No. OF SETS	6	No. OF SETS	12	No. OF SETS	12						
																	
WT-7	DUAL LAYER ROLL-UP FABRIC BLINDS	WT-8	DUAL LAYER ROLL-UP FABRIC BLINDS	WT-9	DUAL LAYER ROLL-UP FABRIC BLINDS	WT-10		DUAL LAYER ROLL-UP FABRIC BLINDS		WT-11	DUAL LAYER ROLL-UP FABRIC BLINDS						
DIMENSION	1204mm x 2900mm	DIMENSION	1225mm x 2900mm	DIMENSION	1475mm x 2900mm	DIMENSION		1500mm x 2900mm		DIMENSION	1525mm x 2900mm						
LOCATION	GROUND FLOOR MAIN LOBBY 4	LOCATION	GROUND - SIXTH FLOOR OFFICES 6	LOCATION	GROUND - SIXTH FLOOR MALE COMMON TOILET 6	LOCATION		GROUND FLOOR CONFERENCE ROOM 9 MAIN LOBBY 11 OFFICES 4 MALE COMMON TOILET 1 SECOND - SIXTH FLOOR OFFICES 90 CONFERENCE ROOM 10 MALE COMMON TOILET 5		LOCATION	GROUND FLOOR HALLWAY 1 CONFERENCE ROOM 1 SECOND - SIXTH FLOOR OFFICES 30						
No. OF SETS	4	No. OF SETS	6	No. OF SETS	6	No. OF SETS		130		No. OF SETS	32						
GROUND - SIXTH FLOOR																	
1																	
A1009A																	
SCALE:																	
NTS																	
NOTE: DESIGNER'S RECOMMENDATION: FOR SUPPLIER VERIFICATION/SITE MEASUREMENT PRIOR TO PROCUREMENT AND FABRICATION																	



										<div><div></div><div>REPUBLIC OF THE PHILIPPINES</div><div>CIVIL AVIATION AUTHORITY OF THE PHILIPPINES AERODROME DEVELOPMENT AND MANAGEMENT SERVICE NAIA ROAD, 1300 PASAY CITY</div><div>THIS DRAWINGS AND DESIGN IS EXCLUSIVE PROPERTIES OF CIVIL AVIATION AUTHORITY OF THE PHILIPPINES AND SUCH MUST NOT BE REPRODUCED, EXHIBITED, LOANED NOR COPIED IN PART OR IN WHOLE WITHOUT PROPER PERMISSION AND/OR WRITTEN CONSENT FROM THE DIRECTOR GENERAL CAAP.</div><div>AERODROME DEVELOPMENT AND MANAGEMENT SERVICE</div><div>INFRASTRUCTURE DEVELOPMENT AND DESIGN DIVISION</div><div>DESIGN STAFF: INITIAL / DATE</div><div>DESIGNED BY: IDDD</div><div>DRAWN BY: IDDD</div><div>CHECKED BY:</div><div>REVIEWED BY:</div><div>RAUL R. CRUCENA Division Chief III, IDDD-AED</div><div>SUBMITTED BY:</div><div>ARNEL F. BORLADO Department Manager III, AED-ADMS</div><div>RECOMMEND APPROVAL:</div><div>LT COL VALENTINO A DIONELA PAF (RET) Assistant Director General II, ADMS</div><div>APPROVED BY:</div><div>CAPTAIN MANUEL ANTONIO L. TAMAYO Director General</div><div>NOTES/REVISIONS:</div><div>PROJECT:</div><div>NEW CAAP BUILDING</div><div>LOCATION:</div><div>CAAP HEAD OFFICE NAIA ROAD, PASAY CITY</div><div>SHEET CONTENTS:</div><div>SCHEDULE OF ROLL-UP FABRIC BLINDS</div><div>DRAWING SCALE: SHEET NO:</div><div>A-1009B</div></div>			
WT-12	DUAL LAYER ROLL-UP FABRIC BLINDS	WT-13	DUAL LAYER ROLL-UP FABRIC BLINDS	WT-14	DUAL LAYER ROLL-UP FABRIC BLINDS	WT-15	DUAL LAYER ROLL-UP FABRIC BLINDS	WT-16	DUAL LAYER ROLL-UP FABRIC BLINDS				
DIMENSION	1634mm x 2900mm	DIMENSION	1675mm x 2900mm	DIMENSION	1707mm x 2900mm	DIMENSION	1746mm x 2900mm	DIMENSION	1925mm x 2900mm				
LOCATION	GROUND FLOOR CONFERENCE ROOM 1 MAIN LOBBY 1  SECOND - SIXTH FLOOR OFFICES 10	LOCATION	GROUND - SIXTH FLOOR CONFERENCE ROOM TOILET 6	LOCATION	SECOND - SIXTH FLOOR LOUNGE AREA 20	LOCATION	SECOND - SIXTH FLOOR LOUNGE AREA 10	LOCATION	GROUND - SIXTH FLOOR FEMALE COMMON TOILET 6				
No. OF SETS	12	No. OF SETS	6	No. OF SETS	20	No. OF SETS	10	No. OF SETS	6				
													
WT-17	DUAL LAYER ROLL-UP FABRIC BLINDS	WT-18	DUAL LAYER ROLL-UP FABRIC BLINDS	WT-19	DUAL LAYER ROLL-UP FABRIC BLINDS	WT-20	DUAL LAYER ROLL-UP FABRIC BLINDS						
DIMENSION	1962mm x 2900mm	DIMENSION	2013mm x 2900mm	DIMENSION	2025mm x 2900mm	DIMENSION	2237mm x 2900mm						
LOCATION	GROUND FLOOR OFFICES 1  SECOND - SIXTH FLOOR CONFERENCE ROOM 5	LOCATION	GROUND FLOOR OFFICES 1  SECOND - SIXTH FLOOR HALLWAY 5	LOCATION	GROUND - SIXTH FLOOR FEMALE COMMON TOILET 6	LOCATION	GROUND FLOOR OFFICES 1  SECOND - SIXTH FLOOR CONFERENCE ROOM 5						
No. OF SETS	6	No. OF SETS	6	No. OF SETS	6	No. OF SETS	6						
GROUND - SIXTH FLOOR													
1													
A1009B													
SCALE:													
NTS													
NOTE: DESIGNER'S RECOMMENDATION: FOR SUPPLIER VERIFICATION/SITE MEASUREMENT PRIOR TO PROCUREMENT AND FABRICATION													





REPUBLIC OF THE PHILIPPINES  
CIVIL AVIATION AUTHORITY OF THE PHILIPPINES  
AERODROME DEVELOPMENT AND MANAGEMENT SERVICE  
NAIA ROAD, 1300 PASAY CITY

THIS DRAWINGS AND DESIGN IS EXCLUSIVE PROPERTIES OF CIVIL AVIATION AUTHORITY OF THE PHILIPPINES AND SUCH MUST NOT BE REPRODUCED, EXHIBITED, LOANED NOR COPIED IN PART OR IN WHOLE WITHOUT PROPER PERMISSION AND/OR WRITTEN CONSENT FROM THE DIRECTOR GENERAL CAAP.

AERODROME DEVELOPMENT AND MANAGEMENT SERVICE

INFRASTRUCTURE DEVELOPMENT AND DESIGN DIVISION

DESIGN STAFF:	INITIAL / DATE
DESIGNED BY:	IDDD
DRAWN BY:	IDDD
CHECKED BY:	

REVIEWED BY:

RAUL R. CRUCENA  
Division Chief II, IDDD-AED

SUBMITTED BY:

ARNEL F. BORLADO  
Department Manager III, AED-ADMS

RECOMMEND APPROVAL:

LT COL VALENTINO A. DIONELA PAF (RET)  
Assistant Director General II, ADMS

APPROVED BY:

CAPTAIN MANUEL ANTONIO L. TAMAYO  
Director General

NOTES/REVISIONS:

PROJECT:

NEW CAAP BUILDING

LOCATION:

CAAP HEAD OFFICE  
NAIA ROAD, PASAY CITY

SHEET CONTENTS:

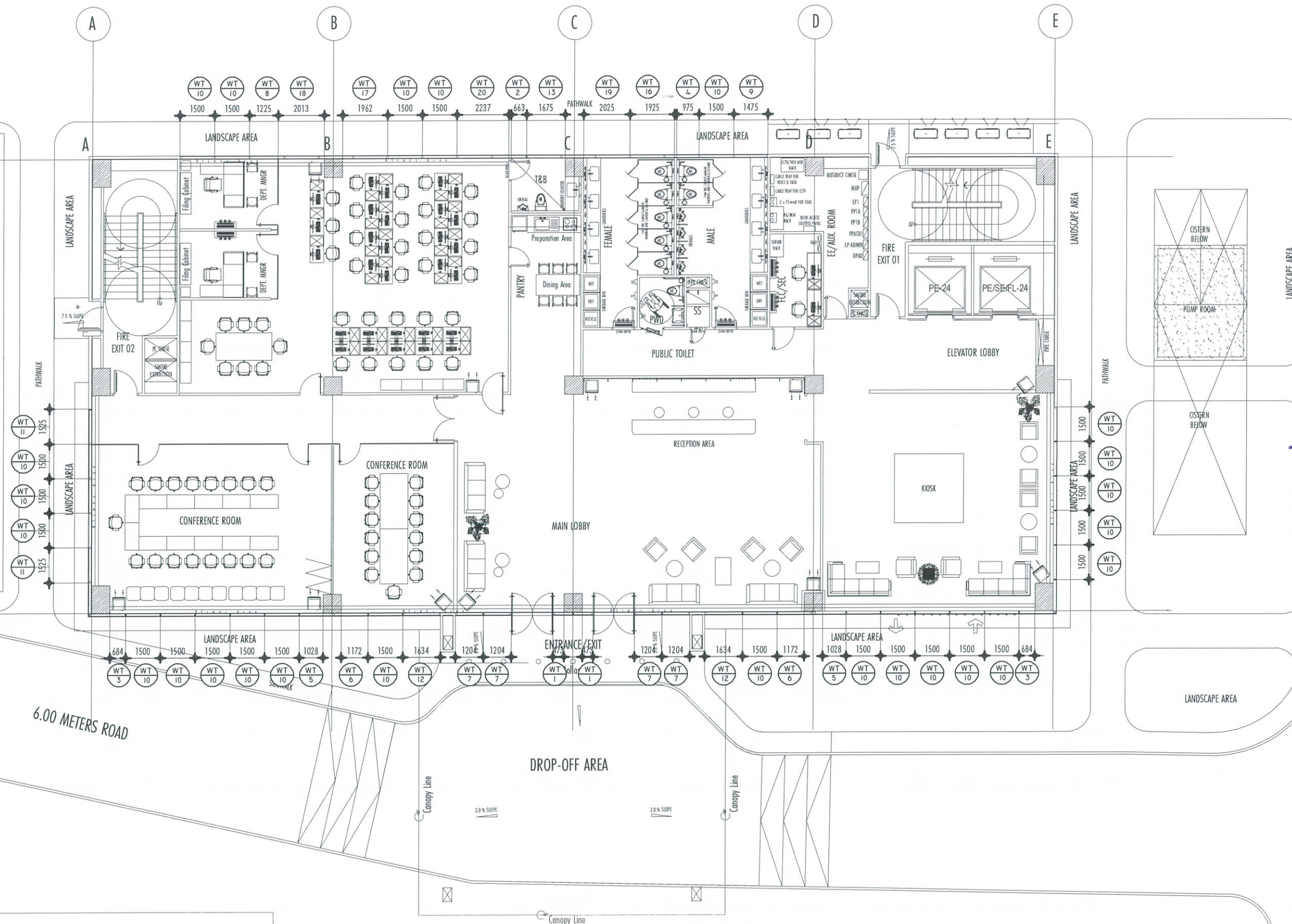
• WINDOW TREATMENT  
SCHEDULE @ GROUND  
FLOOR PLAN

DRAWING SCALE:

AS SHOWN

SHEET NO:

A-1009C



GENERAL NOTE:

RECOMMENDED FOR ACTUAL SITE MEASUREMENT  
FOR ACCURATE DATA BEFORE FABRICATION.

1  
A-1009C  
GROUND FLOOR PLAN  
SCALE: 1:1




THIS DRAWINGS AND DESIGN IS EXCLUSIVE PROPERTIES OF CIVIL AVIATION AUTHORITY OF THE PHILIPPINES AND SUCH MUST NOT BE REPRODUCED, EXHIBITED, LOANED NOR COPIED IN PART OR IN WHOLE WITHOUT PROPER PERMISSION AND/OR WRITTEN CONSENT FROM THE DIRECTOR GENERAL CAAP.


AERODROME DEVELOPMENT AND MANAGEMENT SERVICE


INFRASTRUCTURE DEVELOPMENT AND DESIGN DIVISION

DESIGN STAFF:	INITIAL / DATE
DESIGNED BY:	IDDD
DRAWN BY:	IDDD <i>AB</i>
CHECKED BY:	

REVIEWED BY:  
  
  
RAUL R. CRUCENA  
Division Chief II, IDDD-AED

SUBMITTED BY:  
  
  
ARNEL F. BORLADO  
Department Manager III, AED-ADMS

RECOMMEND APPROVAL:  
  
  
LT COL VALENTINO A. DIONELA PAF (RET)  
Assistant Director General II, ADMS

APPROVED BY:  
  
  
CAPTAIN MANUEL ANTONIO L. TAMAYO  
Director General

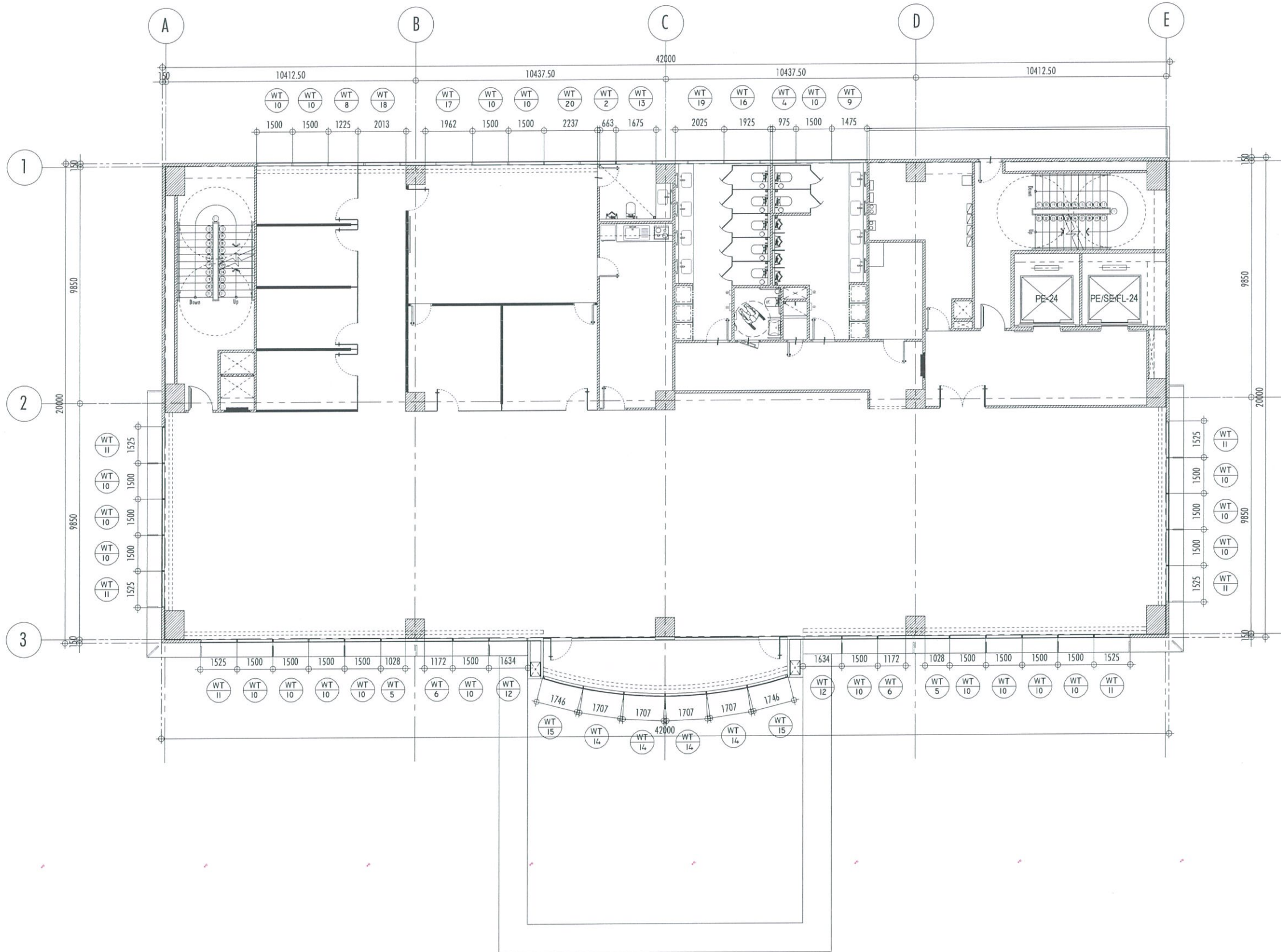
NOTES/REVISIONS:  
  
\_\_\_\_\_  
\_\_\_\_\_  
\_\_\_\_\_  
\_\_\_\_\_

PROJECT:  
  
NEW CAAP BUILDING

LOCATION:  
  
CAAP HEAD OFFICE  
NAIA ROAD, PASAY CITY

SHEET CONTENTS:  
• WINDOW TREATMENT  
SCHEDULE @ SECOND  
FLOOR PLAN

DRAWING SCALE:	SHEET NO:
AS SHOWN	A-1009D



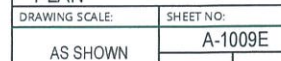
**1 SECOND FLOOR PLAN**  
A-1009D SCALE: 1:1

GENERAL NOTE:  
  
RECOMMENDED FOR ACTUAL SITE MEASUREMENT  
FOR ACCURATE DATA BEFORE FABRICATION.





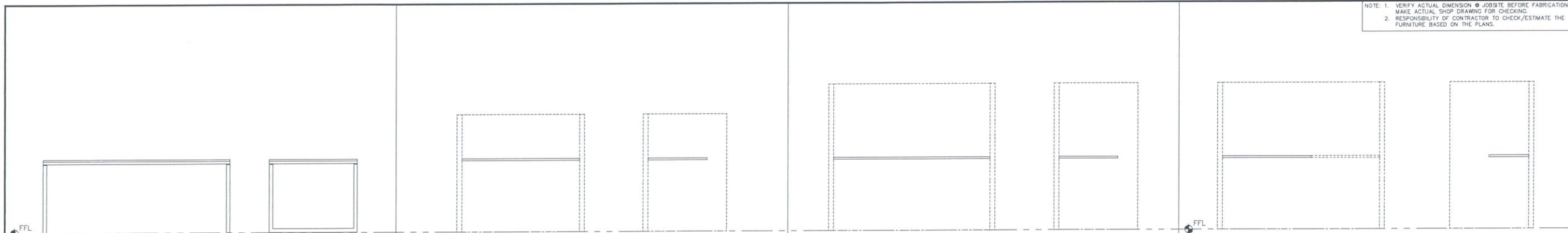
RECOMMENDED FOR ACTUAL SITE MEASUREMENT  
FOR ACCURATE DATA BEFORE FABRICATION.



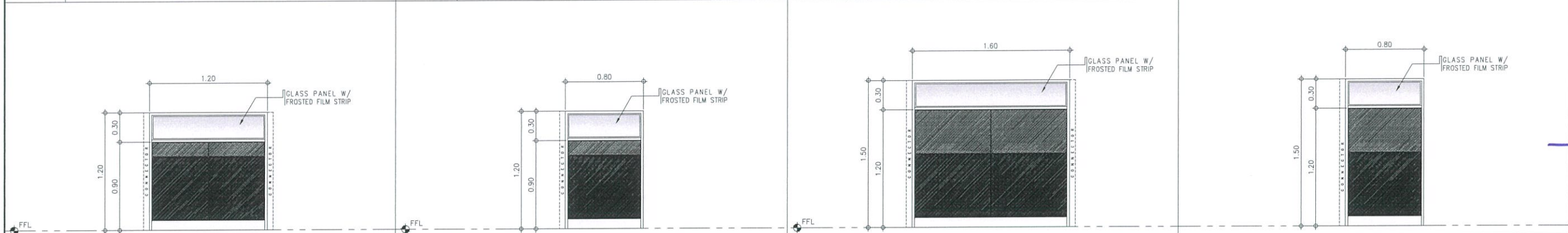









	<b>DINING TABLE</b> POWDER COATED U-TYPE LEG FRAME IN 20 MM THK. MARINE PLYWOOD IN MELAMINE FINISH		<b>WORK STATION TABLE A</b> 20 MM THK. MARINE PLYWOOD IN MELAMINE FINISH		<b>WORK STATION TABLE B</b> 20 MM THK. MARINE PLYWOOD IN MELAMINE FINISH		<b>WORK STATION TABLE C</b> 20 MM THK. MARINE PLYWOOD IN MELAMINE FINISH
DIMENSIONS:	1900 W x 900 D x 750 H	DIMENSIONS:	1200 W x 600 D	DIMENSIONS:	1600 W x 800 D	DIMENSIONS:	900 W x 400 D
HARDWARES:		HARDWARES:	2 - GROMMET HOLE WITH COVER	HARDWARES:	2 - GROMMET HOLE WITH COVER	HARDWARES:	2 - GROMMET HOLE WITH COVER
LOCATION:	PANTRY	LOCATION:	OFFICE WORKSTATIONS	LOCATION:	OFFICE WORKSTATIONS	LOCATION:	OFFICE WORKSTATIONS
NO. OF SETS:	11 SETS	NO. OF SETS:	650 SETS	NO. OF SETS:	35 SETS	NO. OF SETS:	35 SETS



	<b>OFFICE MODULAR PARTITION A</b> ALUMINUM FRAME WITH 2-TONE FABRIC PANEL COVERING AND GLASS PANEL WITH FROSTED FILM. CONVENIENCE OUTLET HOLE & COMMUNICATION DATA OUTLET HOLE READY		<b>OFFICE MODULAR PARTITION B</b> ALUMINUM FRAME WITH 2-TONE FABRIC PANEL COVERING AND GLASS PANEL WITH FROSTED FILM. CONVENIENCE OUTLET HOLE & COMMUNICATION DATA OUTLET HOLE READY		<b>OFFICE MODULAR PARTITION C</b> ALUMINUM FRAME WITH 2-TONE FABRIC PANEL COVERING AND GLASS PANEL WITH FROSTED FILM. CONVENIENCE OUTLET HOLE & COMMUNICATION DATA OUTLET HOLE READY		<b>OFFICE MODULAR PARTITION D</b> ALUMINUM FRAME WITH 2-TONE FABRIC PANEL COVERING AND GLASS PANEL WITH FROSTED FILM. CONVENIENCE OUTLET HOLE & COMMUNICATION DATA OUTLET HOLE READY
DIMENSIONS:	1200 W x 1200 H x 50 MM THK.	DIMENSIONS:	800 W x 1200 H x 50 MM THK.	DIMENSIONS:	1600 W x 1600 H x 50 MM THK.	DIMENSIONS:	800 W x 1600 H x 50 MM THK.
HARDWARES:		HARDWARES:		HARDWARES:		HARDWARES:	
LOCATION:	OFFICE WORKSTATIONS	LOCATION:	OFFICE WORKSTATIONS	LOCATION:	OFFICE WORKSTATIONS	LOCATION:	OFFICE WORKSTATIONS
NO. OF SETS:	331 SETS	NO. OF SETS:	428 SETS	NO. OF SETS:	70 SETS	NO. OF SETS:	105 SETS



	<b>OFFICE FILING SLIDING STEEL CABINET</b> 3-LAYER LATERAL OPENING FILING CABINET IN HEAVY DUTY METAL MATERIAL WITH ANTI-TILT MECHANISM DRAWER AND FULL EXTENSION BALL BEARING SLIDE		<b>OFFICE FILING SLIDING STEEL CABINET</b> 3-LAYER FILING CABINET IN HEAVY DUTY METAL MATERIAL WITH 4 MM GLASS PANEL METAL FRAMED SLIDING DOOR		<b>3-SEATER SOFA</b> MID BACK REST ON HARDWOOD FRAME IN HEAVY DUTY MATTRESS IN FABRIC UPHOLSTERY WITH ARM REST		<b>1-SEATER SOFA</b> MID BACK REST ON HARDWOOD FRAME IN HEAVY DUTY MATTRESS IN FABRIC UPHOLSTERY WITH ARM REST
DIMENSIONS:	900 W x 450 D x 1030 MM D	DIMENSIONS:	900 W x 450 D x 1085 MM D	DIMENSIONS:	2060 W x 900 D x 860 MM H	DIMENSIONS:	800 W x 900 D x 860 MM H
HARDWARES:	BUILT-IN LOCK	HARDWARES:	BUILT-IN LOCK	HARDWARES:		HARDWARES:	
LOCATION:	ADG's DEPT. MNGRS, ADG's DIV. CHIEF'S OFFICE AREA	LOCATION:	ADG's DEPT. MNGRS, ADG's DIV. CHIEF'S OFFICE AREA	LOCATION:	GROUND FLOOR LOBBY, LOUNGE AREAS, ADG II	LOCATION:	GROUND FLOOR LOBBY
NO. OF SETS:	145 SETS	NO. OF SETS:	110 SETS	NO. OF SETS:	23 SETS	NO. OF SETS:	12 SETS

# 1 SCHEDULE OF FURNITURE

A-1011 SCALE: 1:100 MTS

REPUBLIC OF THE PHILIPPINES  
CIVIL AVIATION AUTHORITY OF THE PHILIPPINES  
AERODROME DEVELOPMENT AND MANAGEMENT SERVICE  
NAIA ROAD, 1350 PASAY CITY

THIS DRAWINGS AND DESIGN IS EXCLUSIVE PROPERTIES OF CIVIL AVIATION AUTHORITY OF THE PHILIPPINES AND SUCH MUST NOT BE REPRODUCED, EXHIBITED, LOANED NOR COPIED IN PART OR IN WHOLE WITHOUT PROPER PERMISSION AND/OR WRITTEN CONSENT FROM THE DIRECTOR GENERAL CAAP.

AERODROME DEVELOPMENT AND MANAGEMENT SERVICE  
INFRASTRUCTURE DEVELOPMENT AND DESIGN DIVISION

DESIGN STAFF: INITIAL / DATE

DESIGNED BY: IDDD  
DRAWN BY: IDDD *4/6*  
CHECKED BY:

REVIEWED BY:  
  
RAUL R. CRUCENA  
Division Chief III, IDDD-AED

SUBMITTED BY:  
  
ARNEL F. BORLADO  
Department Manager III, AED-ADMS

RECOMMEND APPROVAL:  
  
LT COL. VALENTINO A. DIONELA PAF (RET)  
Assistant Director General II, ADMS

APPROVED BY:  
  
CAPTAIN MANUEL ANTONIO L. TAMAYO  
Director General

NOTES/REVISIONS:

PROJECT:  
NEW CAAP BUILDING







LOCATION:  
CAAP HEAD OFFICE  
NAIA ROAD, PASAY CITY

SHEET CONTENTS:  
• SCHEDULE OF FURNITURE






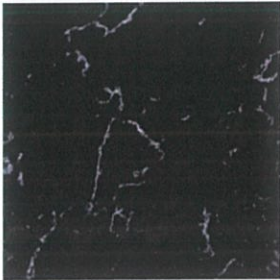


DRAWING SCALE: 1:100 M  
SHEET NO: A-1011





LM-01	LAMINATE FINISH	LM-02	LAMINATE FINISH	LM-03	LAMINATE FINISH	LM-04	LAMINATE FINISH	LM-05	LAMINATE FINISH
									
DIMENSIONS:	3⁄4" THK AND 1⁄2" FOR BACKING	DIMENSIONS:	3⁄4" THK AND 1⁄2" FOR BACKING	DIMENSIONS:	3⁄4" THK AND 1⁄2" FOR BACKING	DIMENSIONS:	3⁄4" THK AND 1⁄2" FOR BACKING	DIMENSIONS:	3⁄4" THK AND 1⁄2" FOR BACKING
MATERIAL:	HIGH PRESSURED LAMINATE	MATERIAL:	MELAMNE ON MARINE PLYBOARD	MATERIAL:	HIGH PRESSURED LAMINATE	MATERIAL:	HIGH PRESSURED LAMINATE	MATERIAL:	HIGH PRESSURED LAMINATE
FINISH:	SUEDE FINISH	FINISH:	STIPPLE FINISH	FINISH:	SUEDE FINISH	FINISH:	SUEDE FINISH	FINISH:	SUEDE FINISH
COLOR:	ALBERTA MAPLE	COLOR:	WHITE	COLOR:	BLUSHING ROSEWOOD	COLOR:	PRECIOUS BEECH	COLOR:	HAZELNUT CHERRY
APPLICATION:	PANTRY	APPLICATION:	PANTRY (INTERIOR CARCASS)	APPLICATION:	TOILET PARTITION	APPLICATION:	TOILET PARTITION	APPLICATION:	CEILING ACCENT, RECEPTION
LM-06	LAMINATE FINISH	LM-07	LAMINATE FINISH	LM-08	LAMINATE FINISH	LM-09	LAMINATE FINISH	LM-10	LAMINATE FINISH
									
DIMENSIONS:	3⁄4" THK AND 1⁄2" FOR BACKING	DIMENSIONS:	3⁄4" THK AND 1⁄2" FOR BACKING	DIMENSIONS:	3⁄4" THK AND 1⁄2" FOR BACKING	DIMENSIONS:	3⁄4" THK AND 1⁄2" FOR BACKING	DIMENSIONS:	3⁄4" THK AND 1⁄2" FOR BACKING
MATERIAL:	HIGH PRESSURED LAMINATE	MATERIAL:	HIGH PRESSURED LAMINATE	MATERIAL:	HIGH PRESSURED LAMINATE	MATERIAL:	HIGH PRESSURED LAMINATE	MATERIAL:	HIGH PRESSURED LAMINATE
FINISH:	WOOD MATTE FINISH	FINISH:	SUEDE	FINISH:	SUEDE FINISH	FINISH:	SUEDE FINISH	FINISH:	CONCRETE FINISH
COLOR:	NOBLE TEAK	COLOR:	WALNUT SHADE	COLOR:	VIRGINIA WALNUT	COLOR:	HONEY ELM	COLOR:	PEARL SOAPSTONE
APPLICATION:	ACCENT WALL - BIG WOOD SLAT ; RECEPTION	APPLICATION:	CABINETRY - RECEPTION DESK	APPLICATION:	BASEBOARD - RECEPTION DESK	APPLICATION:	CABINETRY - SNACK BAR KIOSK	APPLICATION:	BASEBOARD - SNACK BAR KIOSK
LM-11	LAMINATE FINISH	PT-01	PAINT FINISH	PT-02	PAINT FINISH	PT-03	PAINT FINISH	PT-04	PAINT FINISH
									
DIMENSIONS:	3⁄4" THK AND 1⁄2" FOR BACKING	DIMENSIONS:	-	DIMENSIONS:	-	DIMENSIONS:	-	DIMENSIONS:	-
MATERIAL:	HIGH PRESSURED LAMINATE	MATERIAL:	MODIFIED ACRYLIC PAINT	MATERIAL:	LATEX PAINT	MATERIAL:	MODIFIED ACRYLIC PAINT	MATERIAL:	STUCCO PAINT
FINISH:	BRUSHED FINISH	FINISH:	MATTE FINISH	FINISH:	SEM-GLOSS	FINISH:	MATTE	FINISH:	CEMENT FINISH - FLAT
COLOR:	BRUSHED ALU	COLOR:	WHITE	COLOR:	BEIGE	COLOR:	LIGHT BEIGE	COLOR:	PALMYRA
APPLICATION:	ELEVATOR DOOR - LOBBY	APPLICATION:	CEILING AREA	APPLICATION:	WALL AREA	APPLICATION:	PANTRY	APPLICATION:	GENERAL WALL AREA
PT-05	PAINT FINISH	FF-04	FLOOR TILES	FF-05	FLOOR TILES	<div><div>1</div><div>A-1012</div><div>MATERIAL SPECIFICATION</div><div>SCALE: NTS</div></div>			
									
DIMENSIONS:	-	DIMENSIONS:	600 X 600 X 18 MM THK.	DIMENSIONS:	600 X 600 X 18 MM THK.				
MATERIAL:	ACRYLIC WOOD VARNISH	MATERIAL:	HOMOGENEOUS PORCELAIN TILES	MATERIAL:	HOMOGENEOUS PORCELAIN TILES				
FINISH:	MATTE FINISH	FINISH:	GLOSSY	FINISH:	MATTE				
COLOR:	BROWN MAHOGANY	APPLICATION:	GENERAL FLOOR TILES	APPLICATION:	COMMON FEMALE TOILET WALL TILES				
APPLICATION:	WALL ACCENT WOOD SLAT - RECEPTION	NO. OF PCS.	SEE PLAN	NO. OF PCS.	SEE PLAN				

 	
REPUBLIC OF THE PHILIPPINES CIVIL AVIATION AUTHORITY OF THE PHILIPPINES AERODROME DEVELOPMENT AND MANAGEMENT SERVICE NAIA ROAD, 1305 PASAY CITY	
THIS DRAWINGS AND DESIGN IS EXCLUSIVE PROPERTIES OF CIVIL AVIATION AUTHORITY OF THE PHILIPPINES AND SUCH MUST NOT BE REPRODUCED, EXHIBITED, LOANED NOR COPIED IN PART OR IN WHOLE WITHOUT PROPER PERMISSION AND/OR WRITTEN CONSENT FROM THE DIRECTOR GENERAL CAAP.	
AERODROME DEVELOPMENT AND MANAGEMENT SERVICE INFRASTRUCTURE DEVELOPMENT AND DESIGN DIVISION	
DESIGN STAFF:	INITIAL / DATE
DESIGNED BY:	IDDD
DRAWN BY:	IDDD <i>910</i>
CHECKED BY:	
REVIEWED BY:	
 RAUL R. GRUCENA Division Chief III, IDDD-AED	
SUBMITTED BY:	
 ARNEL F. BORLADO Department Manager III, AED-ADMS	
RECOMMEND APPROVAL:	
 LT COL VALENTINO A DIONELA PAF (RET) Assistant Director General II, ADMS	
APPROVED BY:	
 CAPTAIN MANOE ANTONIO L. TAMAYO Director General	
NOTES/REVISIONS:	
PROJECT:	
NEW CAAP BUILDING	
LOCATION:	
CAAP HEAD OFFICE NAIA ROAD, PASAY CITY	
SHEET CONTENTS:	
• MATERIAL SPECIFICATION	
DRAWING SCALE:	SHEET NO:
	A-1012



FF-06	FLOOR TILES	WT-01	WALL TILES	SF-01	SPECIAL FINISH	SF-02	SPECIAL FINISH	SF-03	SPECIAL FINISH
									
DIMENSIONS:	600 X 600 MM	DIMENSIONS:	600 X 600 MM	DIMENSIONS:	3/4" THK AND 1/2" FOR BACKING	DIMENSIONS:	3/4" THK AND 1/2" FOR BACKING	DIMENSIONS:	3/4" THK AND 1/2" FOR BACKING
MATERIAL:	HOMOGENEOUS PORCELAIN TILES	MATERIAL:	HOMOGENEOUS PORCELAIN TILES	MATERIAL:	SPECIAL PVC	MATERIAL:	MIRROR	MATERIAL:	WPC SLAT
FINISH:	MATTE	FINISH:	POLISHED	FINISH:	GLOSSY	FINISH:	GLOSSY MIRROR	FINISH:	SUEDE
APPLICATION:	GENERAL FLOOR TILES	APPLICATION:	COMMON FEMALE TOILET WALL TILES	COLOR:	WHITE	COLOR:	N/A	COLOR:	CREAM
NO. OF PCS.	SEE PLAN	NO. OF PCS.	SEE PLAN	APPLICATION:	RECEPTION LOGO	APPLICATION:	WALL ACCENT - RECEPTION	APPLICATION:	SNACK BAR KIOSK
ST-01	STONE FINISH	ST-02	STONE FINISH	ST-03	STONE FINISH				
									
DIMENSIONS:	AS PER PLAN - 20 MM THK.	DIMENSIONS:	1/4" THK AND 1/2" FOR BACKSPLASH	DIMENSIONS:	SEE PLAN				
MATERIAL:	QUARTZ - SOLID SURFACE	MATERIAL:	SOLID SURFACE	MATERIAL:	QUARTZ				
FINISH:	POLISHED	FINISH:	MATTE	FINISH:	POLISHED				
APPLICATION:	LAVATORY COUNTERTOP	APPLICATION:	BACKSPLASH PANTRY	APPLICATION:	RECEPTION & SNACK BAR COUNTERTOP				
NO. OF PCS.	SEE PLAN	NO. OF PCS.	SEE PLAN	NO. OF PCS.	SEE PLAN				



REPUBLIC OF THE PHILIPPINES  
CIVIL AVIATION AUTHORITY OF THE PHILIPPINES  
AERODROME DEVELOPMENT AND MANAGEMENT SERVICE  
NAIA ROAD, 1305 PASAY CITY

THIS DRAWINGS AND DESIGN IS EXCLUSIVE PROPERTIES OF CIVIL AVIATION AUTHORITY OF THE PHILIPPINES AND SUCH MUST NOT BE REPRODUCED, EXHIBITED, LOANED NOR COPIED IN PART OR IN WHOLE WITHOUT PROPER PERMISSION AND/OR WRITTEN CONSENT FROM THE DIRECTOR GENERAL CAAP.

AERODROME DEVELOPMENT AND MANAGEMENT SERVICE

INFRASTRUCTURE DEVELOPMENT AND DESIGN DIVISION

DESIGN STAFF: INITIAL / DATE

DESIGNED BY: IDDD

DRAWN BY: IDDD *gls*

CHECKED BY:

REVIEWED BY:

*RAUL R. CRUCENA*  
RAUL R. CRUCENA  
Division Chief III, IDDD-AED

SUBMITTED BY:

*ARNEL F. BORLADO*  
ARNEL F. BORLADO  
Department Manager III, AED-ADMS

RECOMMEND APPROVAL:

*LT COL VALENTINO A DIONELA PAF (RET)*  
LT COL VALENTINO A DIONELA PAF (RET)  
Assistant Director General II, ADMS

APPROVED BY:

*CAPTAIN MANUEL ANTONIO L. TAMAYO*  
CAPTAIN MANUEL ANTONIO L. TAMAYO  
Director General

NOTES/REVISIONS:

PROJECT:

NEW CAAP BUILDING

LOCATION:

CAAP HEAD OFFICE  
NAIA ROAD, PASAY CITY

SHEET CONTENTS:

DRAWING SCALE: SHEET NO:

A-1013

1

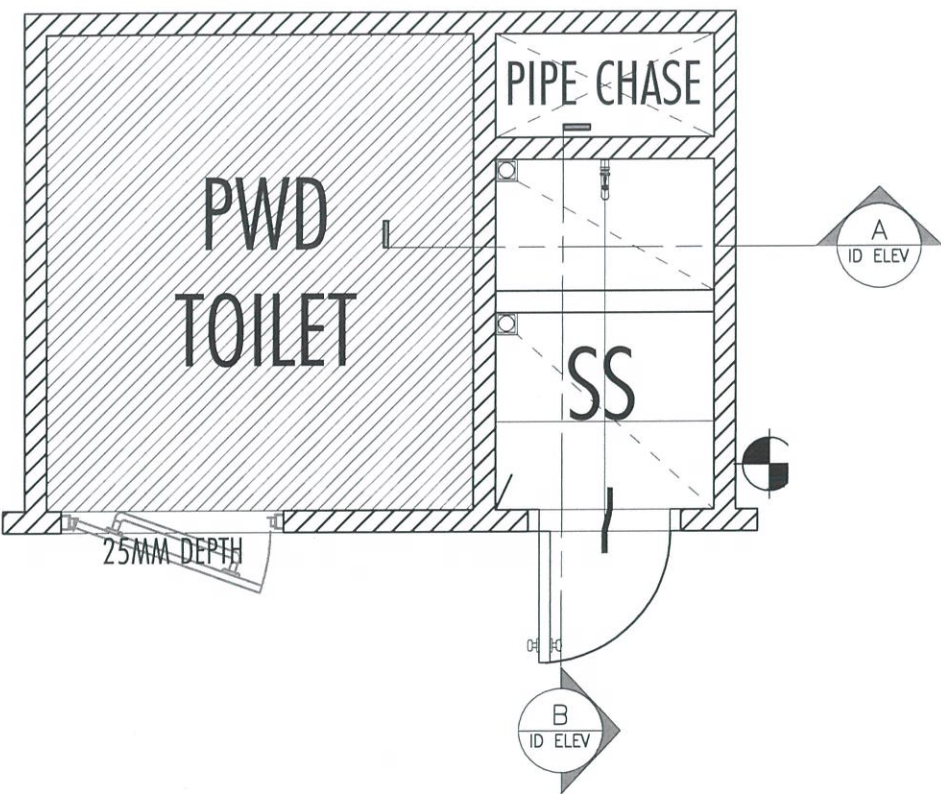
A-1013

# MATERIAL SPECIFICATION

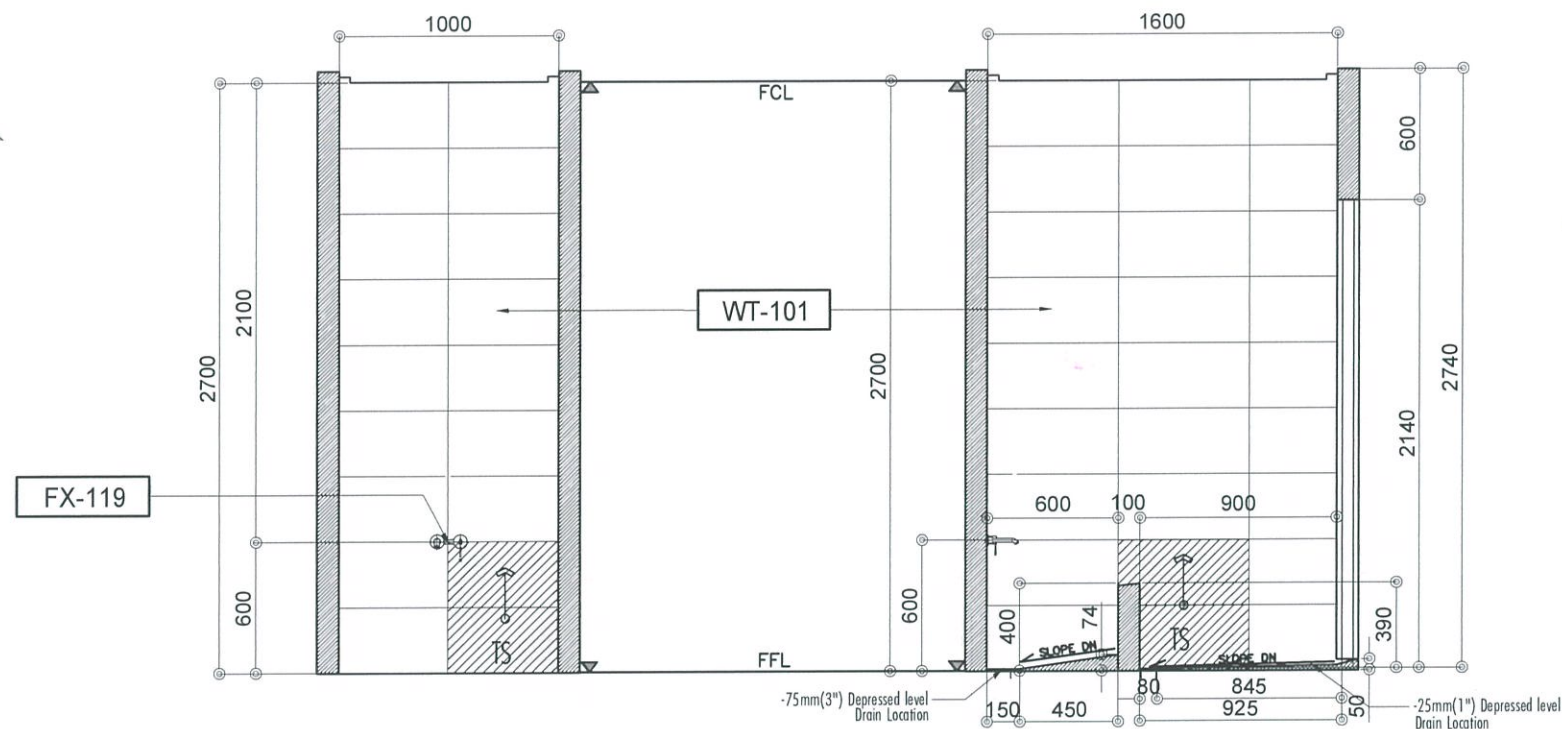
SCALE:

NTS





1 TYPICAL PWD & SLOP SINK PLAN  
A-1015 SCALE: 1:20 MTS



2 ELEVATION A  
A-1015 SCALE: 1:20 MTS

3 ELEVATION B  
A-1015 SCALE: 1:20 MTS



REPUBLIC OF THE PHILIPPINES  
CIVIL AVIATION AUTHORITY OF THE PHILIPPINES  
AERODROME DEVELOPMENT AND MANAGEMENT SERVICE  
NAIA ROAD, 1100 PASAY CITY

THIS DRAWINGS AND DESIGN IS EXCLUSIVE PROPERTIES OF CIVIL AVIATION AUTHORITY OF THE PHILIPPINES AND SUCH MUST NOT BE REPRODUCED, EXHIBITED, LOANED NOR COPIED IN PART OR IN WHOLE WITHOUT PROPER PERMISSION AND/OR WRITTEN CONSENT FROM THE DIRECTOR GENERAL CAAP.

AERODROME DEVELOPMENT AND MANAGEMENT SERVICE

INFRASTRUCTURE DEVELOPMENT AND DESIGN DIVISION

DESIGN STAFF:	INITIAL / DATE
DESIGNED BY:	IDDD
DRAWN BY:	IDDD
CHECKED BY:	

REVIEWED BY:  
  
RAUL R. CRUCENA  
Division Chief III, IDDD-AED

SUBMITTED BY:  
  
ARNEL F. BORLADO  
Department Manager III, AED-ADMS

RECOMMEND APPROVAL:  
  
LT COL VALENTINO A DIONELA PAF (RET)  
Assistant Director General II, ADMS

APPROVED BY:  
  
CAPTAIN MANUEL ANTONIO L. TAMAYO  
Director General

NOTES/REVISIONS:

PROJECT:  
NEW CAAP BUILDING

LOCATION:  
CAAP HEAD OFFICE  
NAIA ROAD, PASAY CITY

SHEET CONTENTS:  
TYPICAL SLOP SINK DETAILS

DRAWING SCALE:	SHEET NO:
AS SHOWN	A-1015