

1. FIRE ALARM SYSTEM SHALL BE PROGRAMMABLE AND FULLY ADDRESSABLE TYPE WITH CLASS "A" WIRING.
2. MOUNTING HEIGHT OF FIRE DETECTION DEVICES ARE THE FOLLOWING:
 - A. DETECTORS (CEILING MOUNTED), VARIES
 - B. SOUNDERS, 2.1 METERS HIGH
 - C. MANUAL PULL STATION, 1.40 METERS HIGH
 - D. CONTROL PANEL, 1.40 METERS HIGH
3. IN COMPLIANCE WITH THE NATIONAL FIRE PROTECTION ASSOCIATION (NFPA), THE MAXIMUM DISTANCE BETWEEN TWO SMOKE ALARMS SHOULD BE 30 FEET.
4. THE COMPLETE FIRE ALARM SYSTEM SHALL BE FURNISHED INSTALLED BY THE FIRE ALARM CONTRACTOR COMPLETE SYSTEM FOR OPERATION INCLUDING EQUIPMENT AND WIRING.
5. THE CONTRACTOR AND SUPPLIER CAN MODIFY THE FIRE ALARM SYSTEM RISER TO SUIT THE SUPPLIED EQUIPMENT.
6. JUNCTION BOXES, PULL BOXES, WIRE GUTTER GAUGE # 16 (MINIMUM) SHALL BE PROVIDED BY THE CONTRACTOR WHENEVER REQUIRED AND NECESSARY AND SHALL BE INSTALLED AT CONVENIENT SPACE AND LOCATION TO FACILITATE WIRE PULLING EVEN IF THESE ITEMS ARE NOT SHOWN IN THE PLAN.
7. ALL DEVICES SHALL BE EUROPEAN STANDARD EN54 CERTIFIED OR UNDERWRITERS LABORATORIES (UL) LISTED TO ENSURE THAT THE PRODUCT MEETS NATIONALLY RECOGNIZED STANDARDS FOR SUSTAINABILITY AND SAFETY.

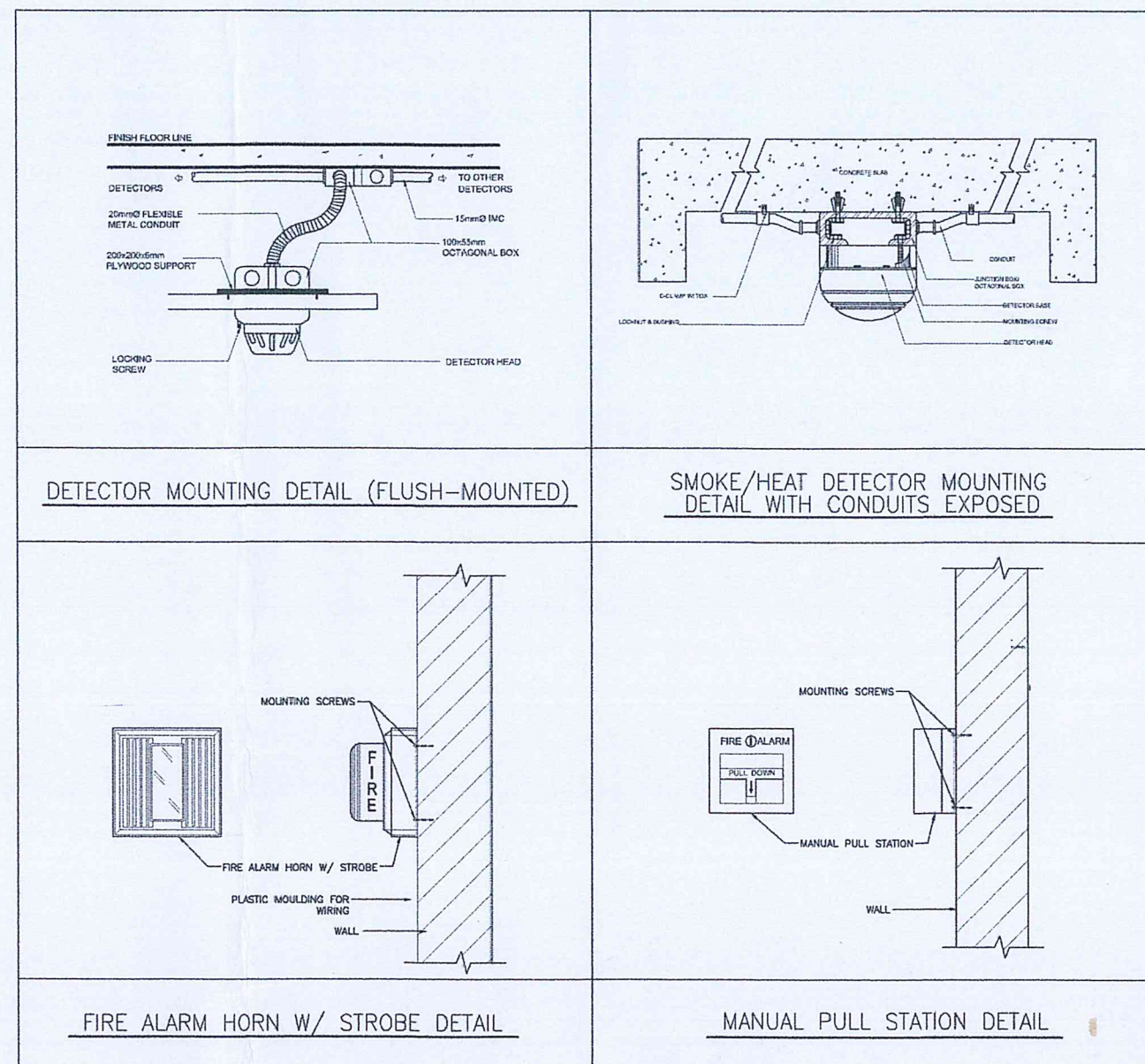
1 GENERAL NOTES

SCALE: NTS

SYMBOL	DESCRIPTION
FACP	FIRE ALARM CONTROL PANEL
SD	ADDRESSABLE SMOKE DETECTOR
HD	ADDRESSABLE HEAT DETECTOR
H	ADDRESSABLE MANUAL CALL POINT
M	ADDRESSABLE HORN STROBE

2 LEGENDS

SCALE: NTS



3 MISCELLANEOUS DETAILS

SCALE: NTS



CIVIL AVIATION AUTHORITY OF THE PHILIPPINES
AERODROME DEVELOPMENT AND MANAGEMENT SERVICE
NAIA ROAD, 1300 PASAY CITY

THIS DRAWINGS AND DESIGN IS EXCLUSIVE PROPERTIES OF CIVIL AVIATION AUTHORITY OF THE PHILIPPINES AND SUCH MUST NOT BE REPRODUCED, EXHIBITED, LOANED NOR COPIED IN PART OR IN WHOLE WITHOUT PROPER PERMISSION AND/OR WRITTEN CONSENT FROM THE DIRECTOR GENERAL CAAP.

AERODROME DEVELOPMENT AND MANAGEMENT SERVICE

INFRASTRUCTURE DEVELOPMENT AND DESIGN DIVISION

DESIGN STAFF: INITIAL / DATE

DESIGNED BY: IDDD

DRAWN BY: JMCC

CHECKED BY:

REVIEWED BY:

RAUL R. CRUCENA
Division Chief III, IDDD-AED

SUBMITTED BY:

ARNEL F. BORLADO
Department Manager III, AED-ADMS

RECOMMEND APPROVAL:

LT COL VALENTINO ADONELA PAF (RET)
Assistant Director General II, ADMS

APPROVED BY:

CAPTAIN MANUEL ANTONIO L. TAMAYO
Director General

NOTES/REVISIONS:

PROJECT:

FIRE DETECTION AND ALARM SYSTEM AT HEAD OFFICE

LOCATION:

CAAP CENTRAL OFFICE

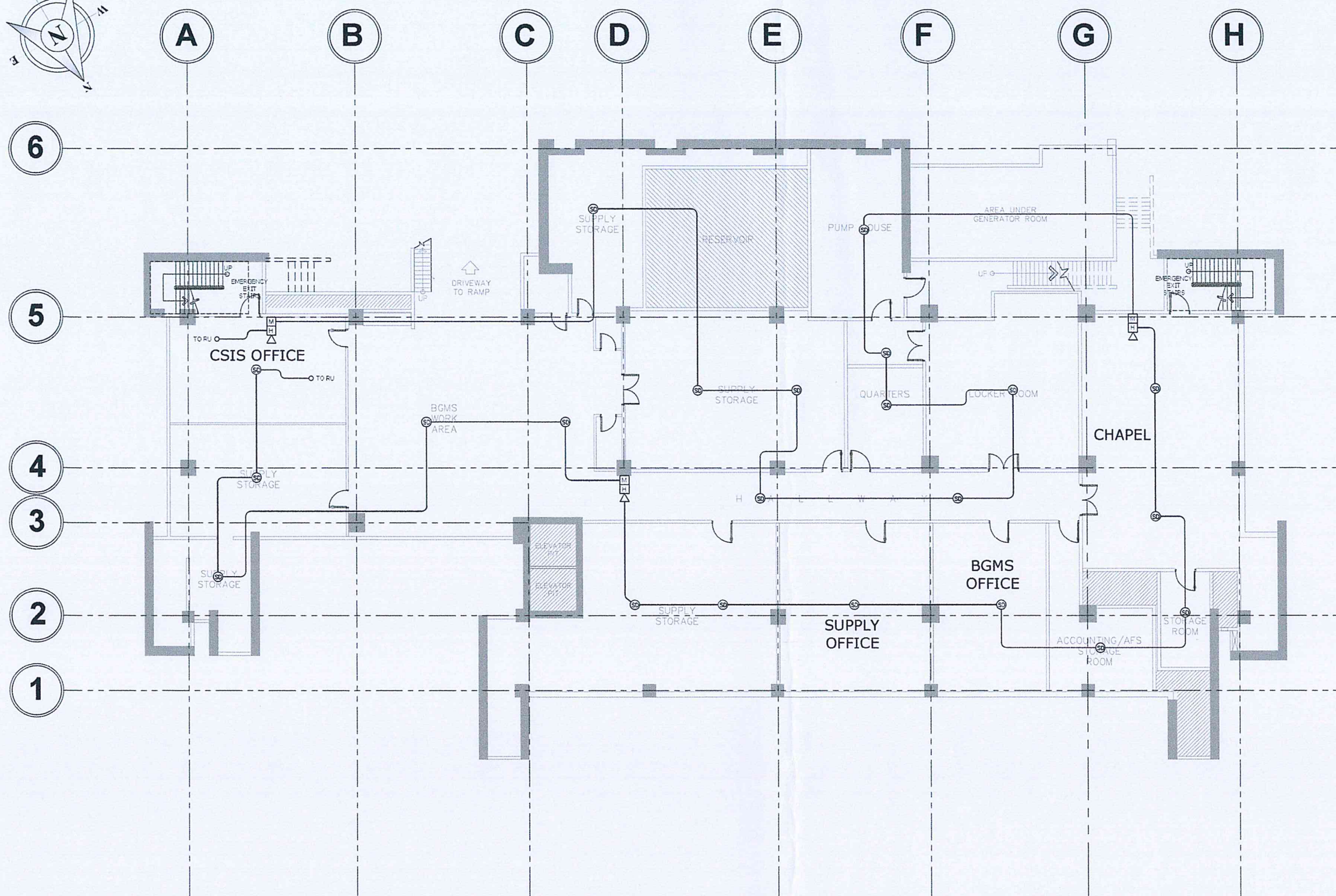
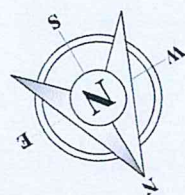
OLD MIA RD., PASAY CITY

SHEET CONTENTS:

- GENERAL NOTES
- MISCELLANEOUS DETAILS
- LEGENDS

DRAWING SCALE: SHEET NO:

F-1



1
F-2 F-2
BASEMENT FLOOR
FIRE DETECTION AND ALARM SYSTEM LAYOUT
SCALE: 1 : 200 M



REPUBLIC OF THE PHILIPPINES
CIVIL AVIATION AUTHORITY OF THE PHILIPPINES
AERODROME DEVELOPMENT AND MANAGEMENT SERVICE
NAIA ROAD, 1300 PASAY CITY

THIS DRAWING AND DESIGN IS EXCLUSIVE PROPERTY OF CIVIL AVIATION AUTHORITY OF THE PHILIPPINES AND SUCH MUST NOT BE REPRODUCED, EXHIBITED, LOANED, OR COPIED IN PART OR IN WHOLE WITHOUT PROPER PERMISSION AND/OR WRITTEN CONSENT FROM THE DIRECTOR GENERAL CAAP.

AERODROME DEVELOPMENT AND MANAGEMENT SERVICE

INFRASTRUCTURE DEVELOPMENT AND DESIGN DIVISION

DESIGN STAFF: INITIAL / DATE

DESIGNED BY: DDD

DRAWN BY: JMCC

CHECKED BY:

REVIEWED BY:

RAULR. CRUCENA
Division Chief, IDDD-AED

SUBMITTED BY:

ARNEL F. BORLADO
Department Manager III, AED-ADMS

RECOMMEND APPROVAL

LT COL VALENTINO A. DIONELA PAF (RET)
Assistant Director General II, ADMS

APPROVED BY:

CAPTAIN MANUEL M. TAMAYO
Director

NOTES/REVISIONS:

PROJECT:

FIRE DETECTION AND ALARM SYSTEM AT HEAD OFFICE

LOCATION:

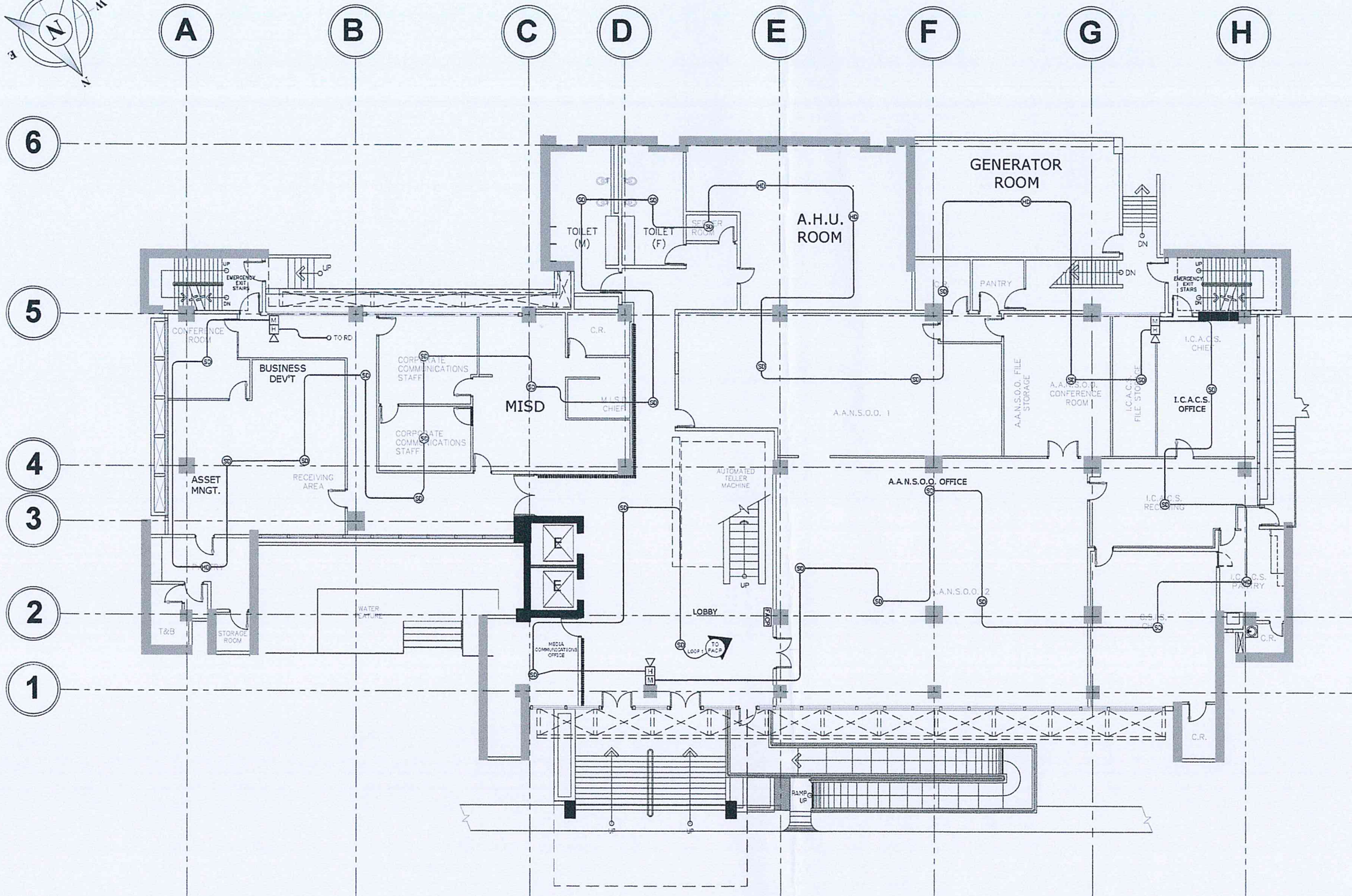
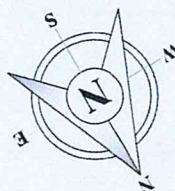
CAAP CENTRAL OFFICE
OLD MIA RD., PASAY CITY

SHEET CONTENTS



• BASEMENT FLOOR
FIRE DETECTION AND
ALARM SYSTEM
LAYOUT

DRAWING SCALE: SHEET NO:

F-2



1
F-3 F-3
GROUND FLOOR
FIRE DETECTION AND ALARM SYSTEM LAYOUT
SCALE: 1 : 200 M



REPUBLIC OF THE PHILIPPINES
CIVIL AVIATION AUTHORITY OF THE PHILIPPINES
AERODROME DEVELOPMENT AND MANAGEMENT SERVICE
NAIA ROAD, 1300 PASAY CITY

THIS DRAWINGS AND DESIGN IS EXCLUSIVE PROPERTIES OF CIVIL AVIATION AUTHORITY OF THE PHILIPPINES AND SUCH MUST NOT BE REPRODUCED, EXHIBITED, LOANED NOR COPIED IN PART OR IN WHOLE WITHOUT PROPER PERMISSION AND/OR WRITTEN CONSENT FROM THE DIRECTOR GENERAL CAAP.

AERODROME DEVELOPMENT AND MANAGEMENT SERVICE


INFRASTRUCTURE DEVELOPMENT AND DESIGN DIVISION

DESIGN STAFF:	INITIAL / DATE
DESIGNED BY:	LODO
DRAWN BY:	JMCC
CHECKED BY:	


REVIEWED BY:


RAUL R. CRUCENA
Division Chief III, DCO-AD

SUBMITTED BY:


ARNEL F. BORLADO
Department Manager III, AEO-ADMS

RECOMMEND APPROVAL


LT COL VALERINO A. DIONELA PAF (RET)
Assistant Director General II, ADMS

APPROVED BY:


CAPTAIN MANUEL ANTONIO L. TAMAYO
Director General

NOTES/REVISIONS:

PROJECT:

FIRE DETECTION AND ALARM SYSTEM AT HEAD OFFICE

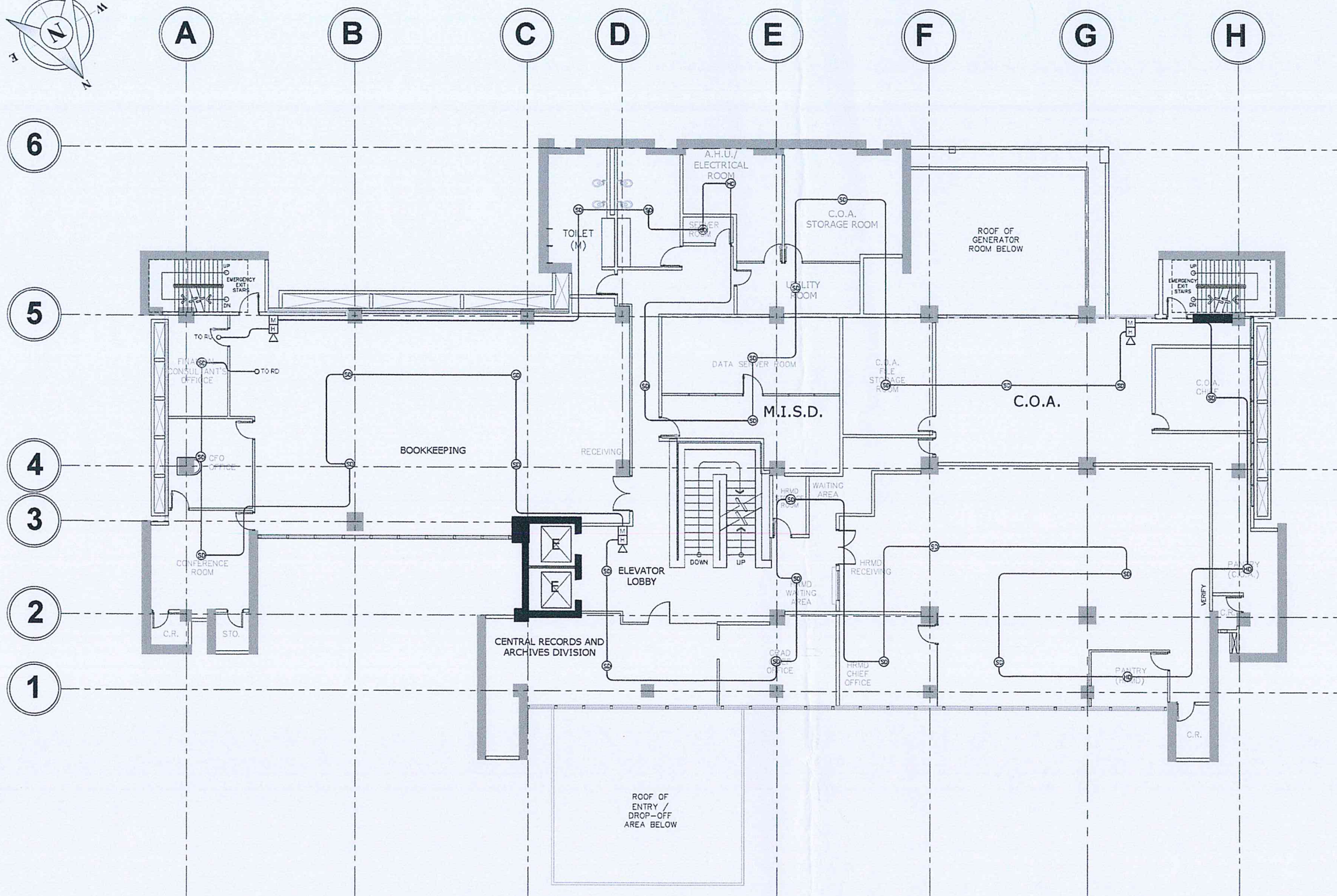
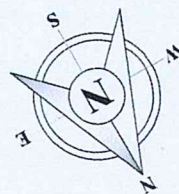
LOCATION:

CAAP CENTRAL OFFICE
OLD MIA RD., PASAY CITY

SHEET CONTENTS:

- GROUND FLOOR FIRE DETECTION AND ALARM SYSTEM LAYOUT

DRAWING SCALE	SHEET NO.
	F-3



1
F-4 F-4

SECOND FLOOR
FIRE DETECTION AND ALARM SYSTEM LAYOUT
SCALE: 1 : 200 M



REPUBLIC OF THE PHILIPPINES
CIVIL AVIATION AUTHORITY OF THE PHILIPPINES
AERODROME DEVELOPMENT AND MANAGEMENT SERVICE
NAIA ROAD, 1300 PASAY CITY

THIS DRAWINGS AND DESIGN IS EXCLUSIVE
PROPERTY OF CIVIL AVIATION AUTHORITY
OF THE PHILIPPINES AND SUCH MUST NOT BE
REPRODUCED, EXHIBITED, LOANED NOR
COPIED IN PART OR IN WHOLE WITHOUT
PROPER PERMISSION AND/OR WRITTEN
CONSENT FROM THE DIRECTOR GENERAL
CAAP.

AERODROME DEVELOPMENT
AND MANAGEMENT SERVICE

INFRASTRUCTURE DEVELOPMENT AND DESIGN
DIVISION

DESIGN STAFF: INITIAL / DATE

DESIGNED BY: IDDO

DRAWN BY: JMCC

CHECKED BY:

REVIEWED BY:

RAUL R. BRUCENA
Division Chief III, DDO-AED

SUBMITTED BY:

ARNEL F. BORLADO
Department Manager III, AED-ADMS

RECOMMEND APPROVAL

LT. COL. VALENTINO A. DIONELA PAEZ (RET.)
Assistant Director General II, ADMS

APPROVED BY:

CAPTAIN MANUEL ANTONIO L. TAMAYO
Director General

NOTES/REVISIONS

PROJECT:

FIRE DETECTION AND ALARM
SYSTEM AT HEAD OFFICE

LOCATION:

CAAP CENTRAL OFFICE

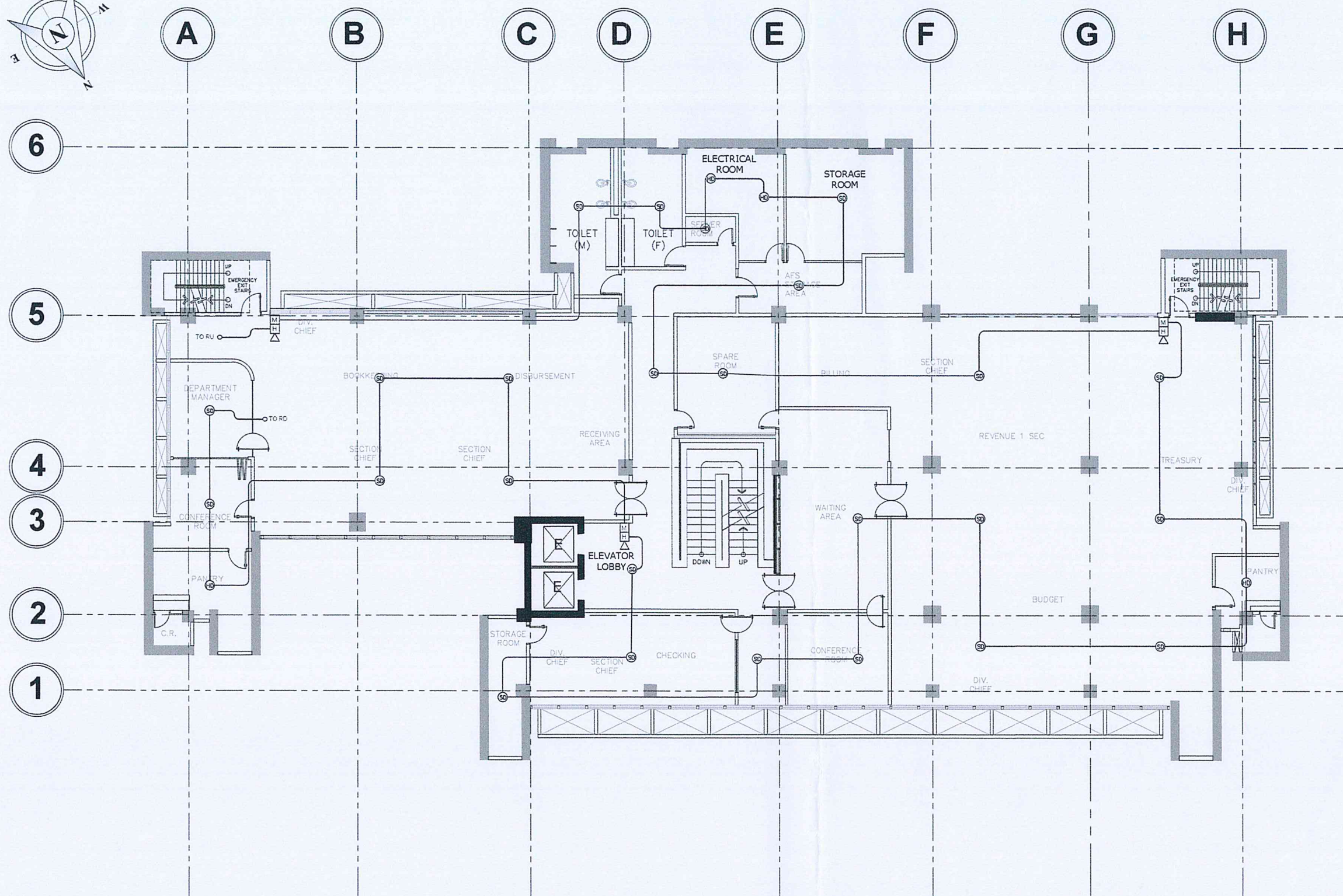
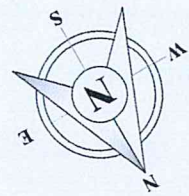
OLD MIA RD., PASAY CITY

SHEET CONTENTS:

• SECOND FLOOR FIRE
DETECTION AND
ALARM SYSTEM
LAYOUT

DRAWING SCALE: SHEET NO:

F-4



1
F-5 F-5

THIRD FLOOR
FIRE DETECTION AND ALARM SYSTEM LAYOUT
SCALE: 1 : 200 M



REPUBLIC OF THE PHILIPPINES
CIVIL AVIATION AUTHORITY OF THE PHILIPPINES
AERODROME DEVELOPMENT AND MANAGEMENT SERVICE
NAIA ROAD, 1305 PASAY CITY

THIS DRAWINGS AND DESIGN IS EXCLUSIVE
PROPERTY OF CIVIL AVIATION AUTHORITY
OF THE PHILIPPINES AND SUCH MUST NOT BE
REPRODUCED, EXHIBITED, LOANED OR
COPIED IN PART OR IN WHOLE WITHOUT
PROPER PERMISSION AND/OR WRITTEN
CONSENT FROM THE DIRECTOR GENERAL
CAAP.

AERODROME DEVELOPMENT
AND MANAGEMENT SERVICE

INFRASTRUCTURE DEVELOPMENT AND DESIGN
DIVISION

DESIGN STAFF: INITIAL / DATE

DESIGNED BY: ICDD

DRAWN BY: JMCC

CHECKED BY:

REVIEWED BY:

RAUL R. ORUCENA
Division Chief, ICDD-RED

SUBMITTED BY:

ARNEL F. BORLADO
Department Manager III, AED-ADMS

RECOMMEND APPROVAL

COL. VALENTINO A. DIONELA PAF (RET)
Assistant Director General II, ADMS

APPROVED BY:

CAPTAIN M. L. L. TAMAYO
Director General

NOTES/REVISIONS:

PROJECT:

FIRE DETECTION AND ALARM
SYSTEM AT HEAD OFFICE

LOCATION:

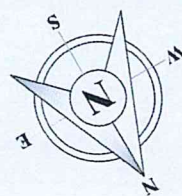
CAAP CENTRAL OFFICE
OLD MIA RD., PASAY CITY

SHEET CONTENTS:

• THIRD FLOOR FIRE
DETECTION AND
ALARM SYSTEM
LAYOUT

DRAWING SCALE: SHEET NO.

F-5



6

5

4

3

2

1

A

B

C

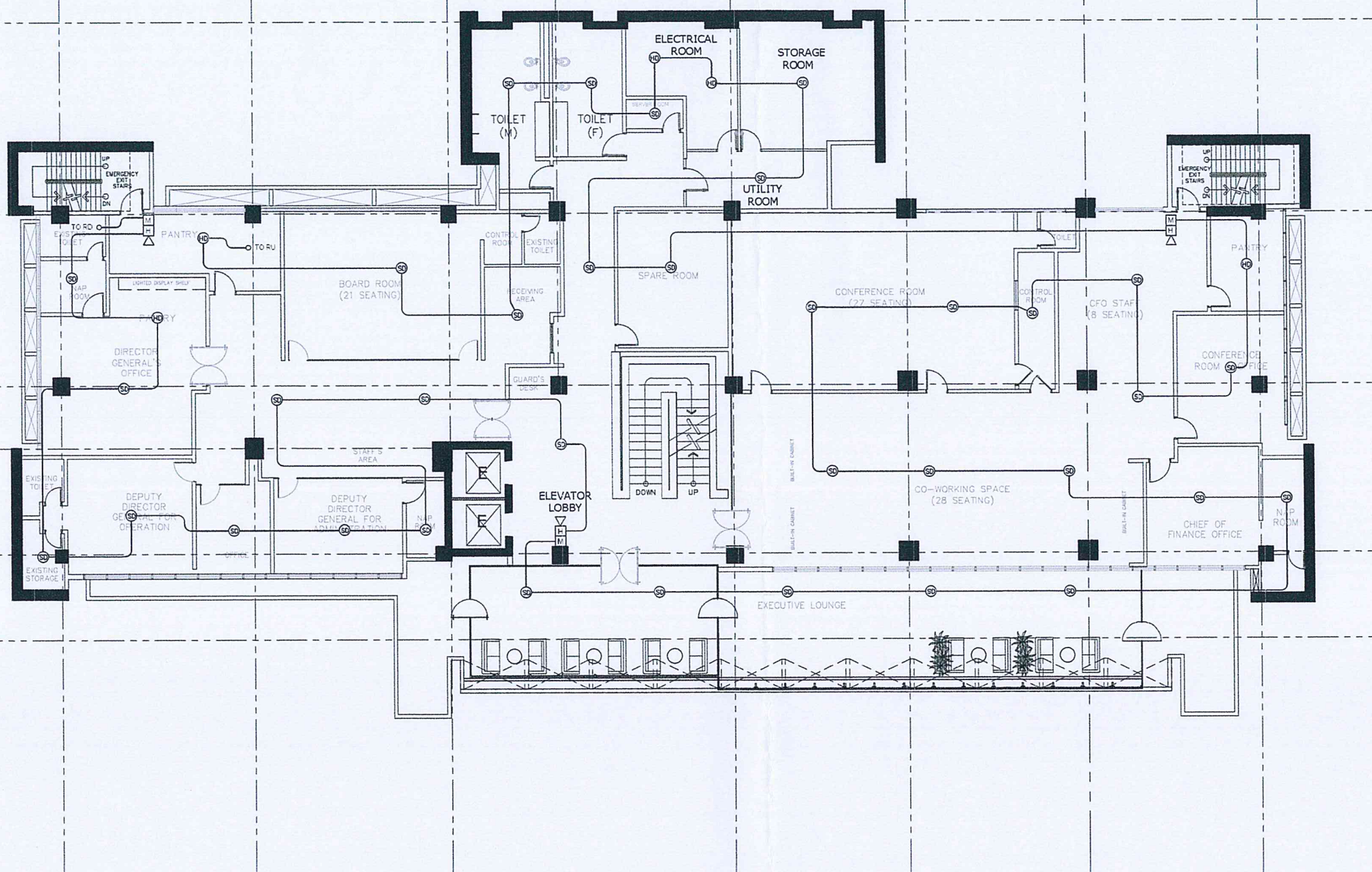
D

E

F

G

H



FOURTH FLOOR
FIRE DETECTION AND ALARM SYSTEM LAYOUT
SCALE: 1 : 200 M



REPUBLIC OF THE PHILIPPINES
CIVIL AVIATION AUTHORITY OF THE PHILIPPINES
AERODROME DEVELOPMENT AND MANAGEMENT SERVICE
NAIA ROAD, 1300 PASAY CITY

THIS DRAWINGS AND DESIGN IS EXCLUSIVE
PROPERTIES OF CIVIL AVIATION AUTHORITY
OF THE PHILIPPINES AND SUCH MUST NOT BE
REPRODUCED, EXHIBITED, LOANED NOR
COPIED IN PART OR IN WHOLE WITHOUT
PROPER PERMISSION AND/OR WRITTEN
CONSENT FROM THE DIRECTOR GENERAL
CAAP.

AERODROME DEVELOPMENT
AND MANAGEMENT SERVICE

INFRASTRUCTURE DEVELOPMENT AND DESIGN
DIVISION

DESIGN STAFF: INITIAL / DATE

DESIGNED BY: IDDD

DRAWN BY: JMCC

CHECKED BY:

REVIEWED BY:

RAUL R. CRUCENA
Division Chief III, PDCO-AED

SUBMITTED BY:

ARNEL F. BORLADO
Department Manager III, AED-DCMS

RECOMMEND APPROVAL

COL VALENTINO A. DIONELA PAF (RET)
Assistant Director General II, ADMS

APPROVED BY:

CAPTAIN MANUEL K. OCHOA L. TAMAYO
Director

NOTES/REVISIONS

PROJECT:

FIRE DETECTION AND ALARM SYSTEM
SYSTEM AT HEAD OFFICE

LOCATION:

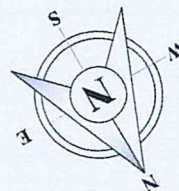
CAAP CENTRAL OFFICE
OLD MIA RD., PASAY CITY

SHEET CONTENTS

• FOURTH FLOOR FIRE
DETECTION AND
ALARM SYSTEM
LAYOUT

DRAWING SCALE: SHEET NO.

F-6



A B C D E F G H

6

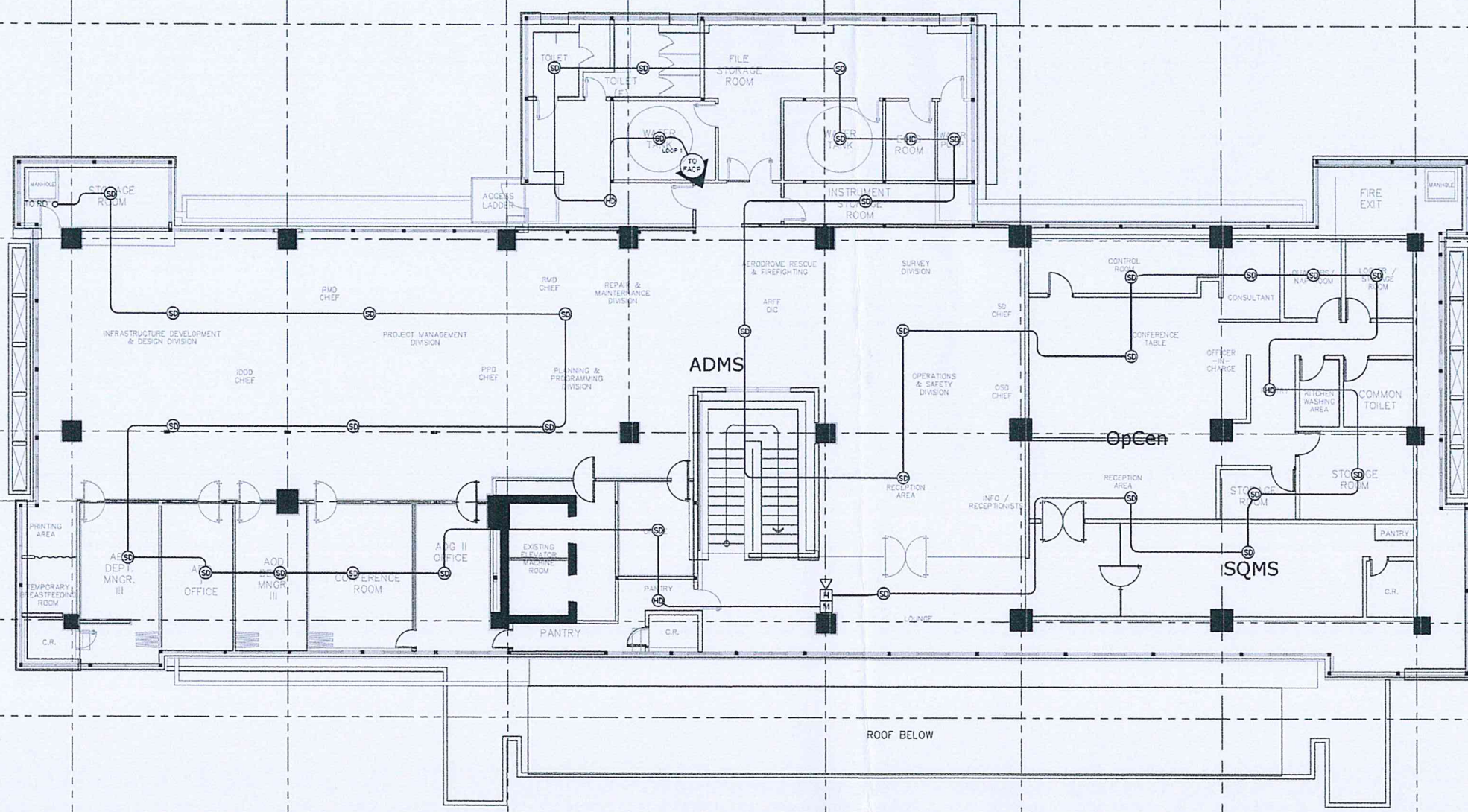
5

4

3

2

1



**FIFTH FLOOR
FIRE DETECTION AND ALARM SYSTEM LAYOUT**
SCALE: 1 : 200 M



REPUBLIC OF THE PHILIPPINES
CIVIL AVIATION AUTHORITY OF THE PHILIPPINES
AERODROME DEVELOPMENT AND MANAGEMENT SERVICE
NAA ROAD, 1500 PASAY CITY

THIS DRAWING AND DESIGN IS EXCLUSIVE
PROPERTY OF CIVIL AVIATION AUTHORITY
OF THE PHILIPPINES AND SUCH MUST NOT BE
REPRODUCED, EXHIBITED, LOANED NOR
COPIED IN PART OR IN WHOLE WITHOUT
PROPER PERMISSION AND/OR WRITTEN
CONSENT FROM THE DIRECTOR GENERAL
CAAP

**AERODROME DEVELOPMENT
AND MANAGEMENT SERVICE**

INFRASTRUCTURE DEVELOPMENT AND DESIGN
DIVISION

DESIGN STAFF: INITIAL / DATE

DESIGNED BY: ICDD

DRAWN BY: JMCC

CHECKED BY:

REVIEWED BY:

RAUL R. CRUCENA
Division Chief, ICDD-AED

SUBMITTED BY:

ARNEL F. BORLADO
Department Manager III, AED-ADMS

RECOMMEND APPROVAL:

LT COL. VALENTINO A. DIONELA PAF (RET)
Assistant Director General II, ADMS

APPROVED BY:

CAPTAIN MANUEL ANTONIO L. TAMAYO
Director General

NOTES/REVISIONS

PROJECT:

**FIRE DETECTION AND ALARM
SYSTEM AT HEAD OFFICE**

LOCATION:

**CAAP CENTRAL OFFICE
OLD MIA RD., PASAY CITY**

SHEET CONTENTS

• **FIFTH FLOOR FIRE
DETECTION AND
ALARM SYSTEM
LAYOUT**

DRAWING SCALE: SHEET NO.

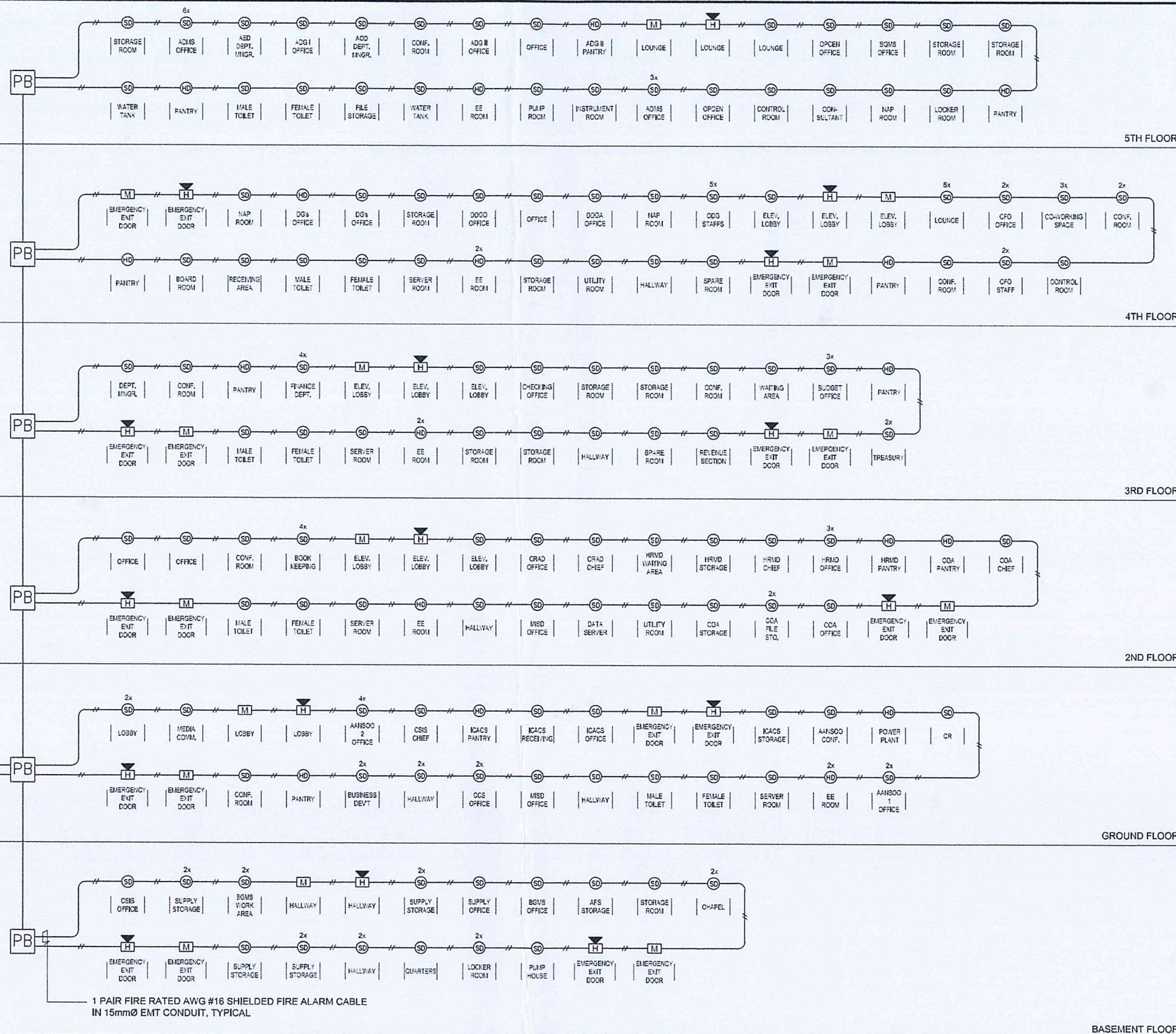
F-7

230VAC POWER SUPPLY
TO PANELBOARD AT EE ROOM
USE 3-3.5mm² THHN/THWN-2
IN 15mmØ EMT CONDUIT

ADDRESSABLE 1 LOOP
FIRE ALARM CONTROL PANEL
WITH 2x12VOLTS, 7.2AH
BACK-UP BATTERY

FACP

LOOP START
LOOP RETURN



1 FDAS SINGLE LINE DIAGRAM
F-8 F-8 SCALE: NTS



REPUBLIC OF THE PHILIPPINES
CIVIL AVIATION AUTHORITY OF THE PHILIPPINES
AERODROME DEVELOPMENT AND MANAGEMENT SERVICE
NABA ROAD, 1506 PASAY CITY

THIS DRAWINGS AND DESIGN IS EXCLUSIVE
PROPERTIES OF CIVIL AVIATION AUTHORITY
OF THE PHILIPPINES AND SUCH MUST NOT BE
REPRODUCED, EXHIBITED, LOANED, NOR
COPIED IN PART OR IN WHOLE WITHOUT
PROPER PERMISSION AND/OR WRITTEN
CONSENT FROM THE DIRECTOR GENERAL
CAAP

AERODROME DEVELOPMENT
AND MANAGEMENT SERVICE

INFRASTRUCTURE DEVELOPMENT AND DESIGN
DIVISION

DESIGN STAFF: INITIAL / DATE
DESIGNED BY: ICDD
DRAWN BY: JMC
CHECKED BY:

REVIEWED BY:

RAUL R. CRUCENA
Division Chief (ICDD-AD)

SUBMITTED BY:
ARNEL F. BORLADO
Department Manager III, AED-ADMS

RECOMMEND APPROVAL:

COL VALERIANO A. DIONELA PAF (RET)
Assistant Director General III, ADMS

APPROVED BY:
CAPTAIN MAUEL M. L. TAMAYO
Director General

NOTES/REVISIONS:

PROJECT:
FIRE DETECTION
AND ALARM SYSTEM

LOCATION:
CAAP CENTRAL OFFICE
OLD MIA RD., PASAY CITY

SHEET CONTENTS:
FDAS SINGLE LINE DIAGRAM

DRAWING SCALE: SHEET NO.:
F-8