



CONCESSION AREA



PRE-DEPARTURE AREA



CHECK-IN AREA



PRE-DEPARTURE AREA

1
TP 02
PASSENGER TERMINAL BUILDING
INTERIOR PERSPECTIVES
SCALE: NTS



THIS DRAWING IS AN EXCLUSIVE PROPERTY OF CIVIL AVIATION AUTHORITY OF THE PHILIPPINES AND MUST NOT BE REPRODUCED, EXHIBITED, LOANED NOR COPIED IN PART OR IN WHOLE WITHOUT PROPER PERMISSION AND/OR WRITTEN CONSENT FROM THE CAAP DIRECTOR GENERAL.

AERODROME DEVELOPMENT AND MANAGEMENT SERVICE

INFRASTRUCTURE DEVELOPMENT AND DESIGN DIVISION

DESIGN STAFF:	INITIAL / DATE
DESIGNED BY:	IDDD
DRAWN BY:	ZMBG
CHECKED BY:	JCCS
	CJDC
	EJDR

REVIEWED BY:

[Signature]
RAUL R. CRUCENA
DIVISION CHIEF III, AED-ADMS

SUBMITTED BY:

[Signature]
ARNEL F. BORLADO
DEPARTMENT MANAGER III, AED-ADMS

RECOMMENDED APPROVAL:

[Signature]
LT COL VAL ENTINO & DIONEL A PAF (RET)
ASSISTANT DIRECTOR GENERAL II, ADMS

APPROVED:

[Signature]
CAPTAIN MARQUE ANTONIO L. TAMAYO
DIRECTOR GENERAL

NOTES / REVISIONS:

PROJECT TITLE:

IMPROVEMENT/EXPANSION OF PASSENGER TERMINAL BUILDING

LOCATION:

BASCO AIRPORT
BASCO, BATANES

SHEET CONTENTS:

DRAWING SCALE:	SHEET NO:
AS SHOWN	TP 002

GENERAL DEMOLITION NOTES:

1. VERIFY ALL EXISTING CONDITIONS PRIOR TO BEGINNING WORK. BRING ANY DISCREPANCIES FROM THE DRAWINGS AND NOTES TO THE PROJECT IN CHARGE IMMEDIATELY. MINOR CHANGES IN THE SCOPE OF THE DEMOLITION WORK SHALL NOT JUSTIFY AN ADDITIONAL COST.
2. REMOVAL OF EXISTING FIXTURES AND EQUIPMENT WILL REQUIRE ISOLATING THE PIPING RISERS OR MAINS VIA SHUT-OFF VALVES. INSTALL NEW ISOLATION VALVES WHERE REQUIRED FOR COMPLETION OF WORK.
3. REMOVAL OF EXISTING PLUMBING FIXTURES AND EQUIPMENT, ETC., WILL REQUIRE CAPPING AND SEALING EXISTING MAINS OR BRANCHES AS NECESSARY AND REQUIRED TO ALLOW THE REMAINING SYSTEMS TO FULLY OPERATE WITHOUT DEGRADATION. CONTRACTOR SHALL PROVIDE PROTECTIVE PLASTIC DROP CLOTHS TO PROTECT THE EXISTING OCCUPIED AREAS AND EQUIPMENT FROM DUST AND DEBRIS DURING THE CONSTRUCTION WORK, AND SHALL CLEAN THE AREAS OF ALL CONSTRUCTION DIRT DAILY, AND UPON COMPLETION OF THE WORK.
4. ALL DRAINED PIPING RISERS AND MAINS SHALL BE REFILLED WITH PROPER FLUID AND PROPERLY VENTED BY THIS CONTRACTOR.
5. COORDINATE WITH GENERAL CONTRACTOR THE REMOVAL AND REPLACEMENT OF ALL EXISTING CEILINGS, WALLS, ETC. AS REQUIRED FOR MECHANICAL DEMOLITION WORK.
6. ALL EXISTING WALLS SHALL BE REPAINTED AS SCHEDULED. CONTRACTOR RESPONSIBLE FOR PREPARING WALLS AND MINOR PATCHING (IN ADDITION TO SPECIFIC PATCHING AS NOTED). ALL EXISTING DOOR FRAMES SHALL BE REPAINTED. PREPARE EXISTING FRAMES PRIOR TO PAINTING.
7. WHERE EXISTING PIPING AND EQUIPMENT, ETC., THAT ARE TO BE UTILIZED IN THE COMPLETED PROGRAM CONFLICT WITH NEW CONSTRUCTION AND THE REQUIRED DEMOLITION, THEY SHALL BE RELOCATED AND RECONNECTED TO MAINTAIN THE DESIRED SERVICE.
8. PORTIONS OF EXISTING SYSTEMS MAY BE SHOWN FOR CLARITY EVEN THOUGH IT MAY NOT BE NECESSARY TO MODIFY OR REVISE THEM. ALL EXISTING SYSTEMS ARE SHOWN BASED ON ORIGINAL OR REMODEL BUILDING DRAWINGS. CONTRACTOR TO VERIFY ALL EXISTING CONDITIONS.
9. ALL ACCESSIBLE ABANDONED PIPING AND DUCTWORK SHALL BE REMOVED AND PROPERLY DISPOSED OFF.

EXISTING TILES TO BE DEMOLISHED FOR EMBEDDING OF PLUMBING LINES (SEE PLUMBING PLANS)

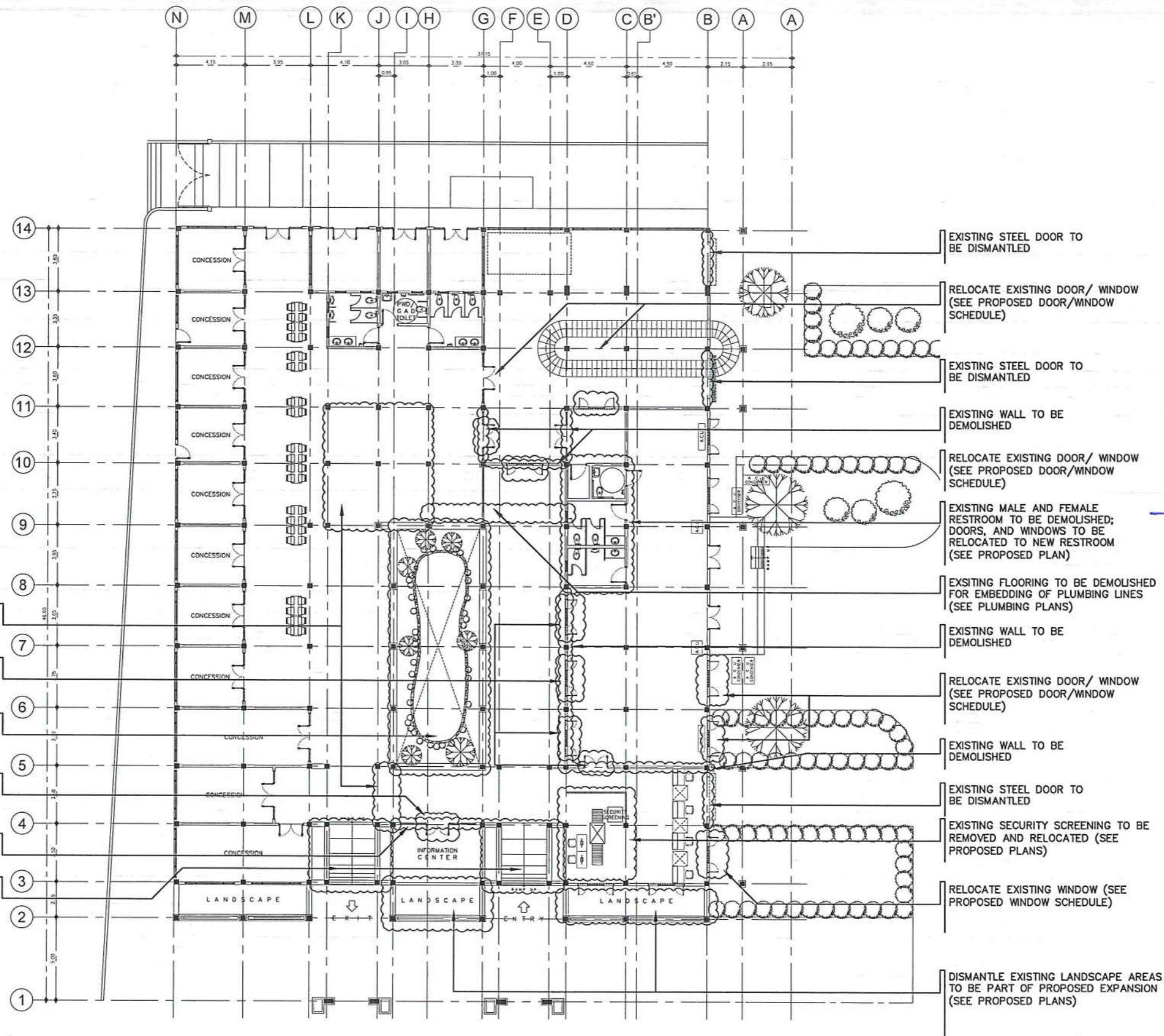
RELOCATE EXISTING DOOR/WINDOW (SEE PROPOSED DOOR/WINDOW SCHEDULE)

DISMANTLING AND RECONFIGURATION OF EXISTING FISH POND (SEE PROPOSED PLANS)

RELOCATE EXISTING DOOR/WINDOW (SEE PROPOSED DOOR/WINDOW SCHEDULE)

EXISTING WALL TO BE DEMOLISHED

PORTION OF EXISTING RAMP TO BE DEMOLISHED, AREA TO BE RECONFIGURED (SEE STRUCTURAL DETAILS)



1
A 01
SCALE: 1:275M

DROP-OFF
PASSENGER TERMINAL BUILDING (EXISTING FLOOR PLAN)
DEMOLITION PLAN

CAAP 2.jpg 2023-07-16 22:24:49.jpg

CIVIL AVIATION AUTHORITY OF THE PHILIPPINES

THIS DRAWING IS AN EXCLUSIVE PROPERTY OF CIVIL AVIATION AUTHORITY OF THE PHILIPPINES. AND MUST NOT BE REPRODUCED, EXHIBITED, LOANED NOR COPIED IN PART OR IN WHOLE WITHOUT PROPER PERMISSION AND/OR WRITTEN CONSENT FROM THE CAAP DIRECTOR GENERAL.

AERODROME DEVELOPMENT AND MANAGEMENT SERVICE

INFRASTRUCTURE DEVELOPMENT AND DESIGN DIVISION

DESIGN STAFF:	INITIAL / DATE
DESIGNED BY: IDDD	
DRAWN BY: JCCS	
CHECKED BY: C.JDC	
E.J.D.R	

REVIEWED BY:

RAUL R. CRUCENA
DIVISION CHIEF III, IDDD-ADMS

SUBMITTED BY:
ARNEL F. BORLADO
DEPARTMENT MANAGER III, AED-ADMS

RECOMMENDED APPROVAL:

LT COL VALERINO A. DIONELA PAF (RET)
ASSISTANT DIRECTOR GENERAL II, ADMS

APPROVED:
CAPTAIN MANUEL ANTONIO L. TAMAYO
DIRECTOR GENERAL

NOTES / REVISIONS:

PROJECT TITLE:

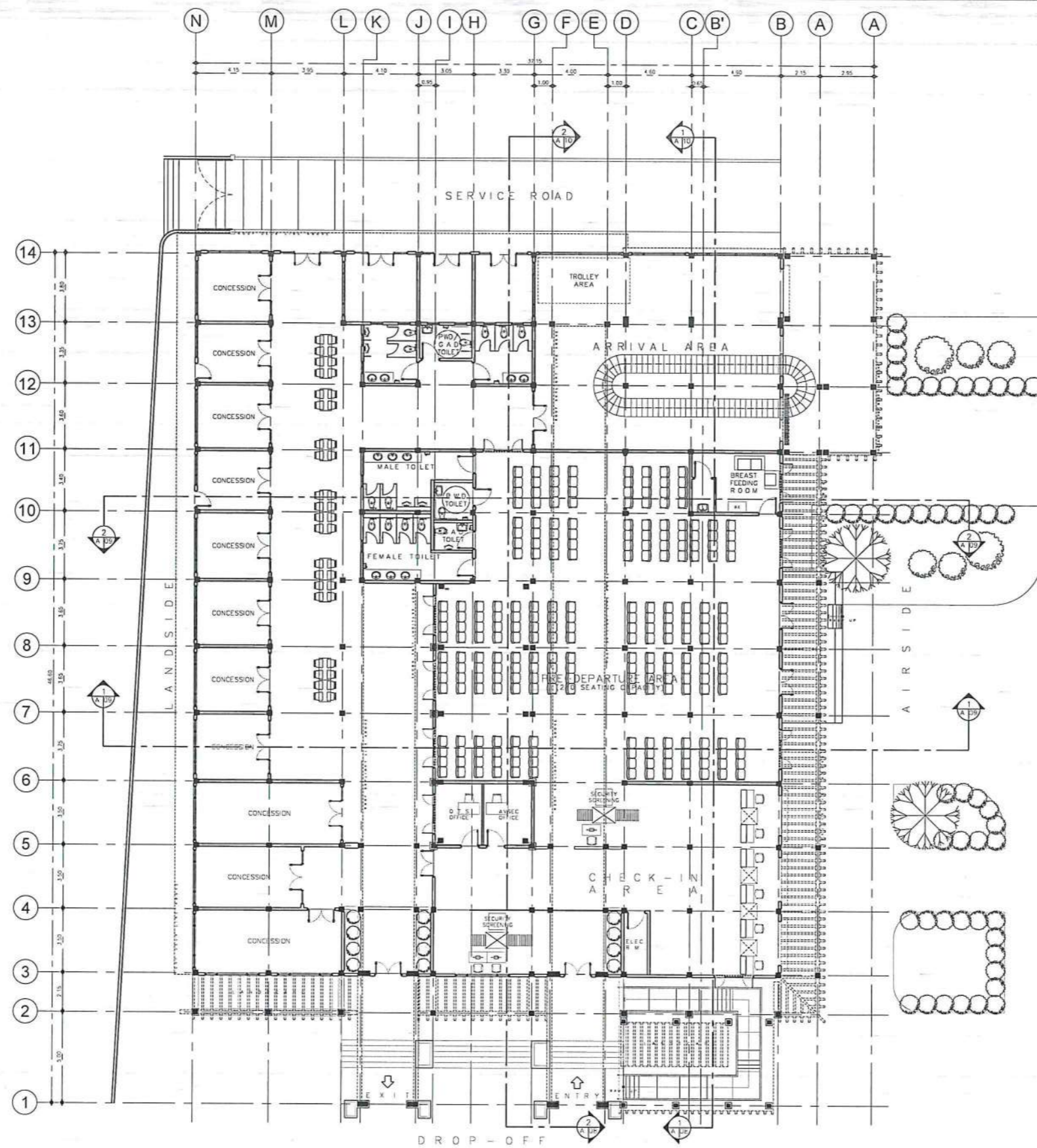
IMPROVEMENT/EXPANSION OF PASSENGER TERMINAL BUILDING

LOCATION:

BASCO AIRPORT
BASCO, BATANES

SHEET CONTENTS:

DRAWING SCALE: AS SHOWN
SHEET NO: A 001



1 PROPOSED FLOOR PLAN
A 02 SCALE: 1:275M

.ICAAP 2.jpg 14_2023-07-16_22-24-49.jpg

CIVIL AVIATION AUTHORITY OF THE PHILIPPINES

THIS DRAWING IS AN EXCLUSIVE PROPERTY OF CIVIL AVIATION AUTHORITY OF THE PHILIPPINES AND MUST NOT BE REPRODUCED, EXHIBITED, LOANED NOR COPIED IN PART OR IN WHOLE WITHOUT PROPER PERMISSION AND/OR WRITTEN CONSENT FROM THE CAAP DIRECTOR GENERAL.

AERODROME DEVELOPMENT AND MANAGEMENT SERVICE

INFRASTRUCTURE DEVELOPMENT AND DESIGN DIVISION

DESIGN STAFF: INITIAL / DATE

DESIGNED BY: IDDD

DRAWN BY: JCCS

CHECKED BY: CJDC

EJDR

REVIEWED BY:

RAUL R. CRUCENA
DIVISION CHIEF III, IDDD-ADMS

SUBMITTED BY:

ARNEL F. RORI ADO
DEPARTMENT MANAGER III, AED-ADMS

RECOMMENDED APPROVAL:

LT COL. VALERINO A. DIONISIA PAF (RET)
ASSISTANT DIRECTOR GENERAL II, ADMS

APPROVED:

CAPTAIN MANUEL ANTONIO TAMAYO
DIRECTOR GENERAL

NOTES / REVISIONS:

PROJECT TITLE:

IMPROVEMENT/EXPANSION OF PASSENGER TERMINAL BUILDING

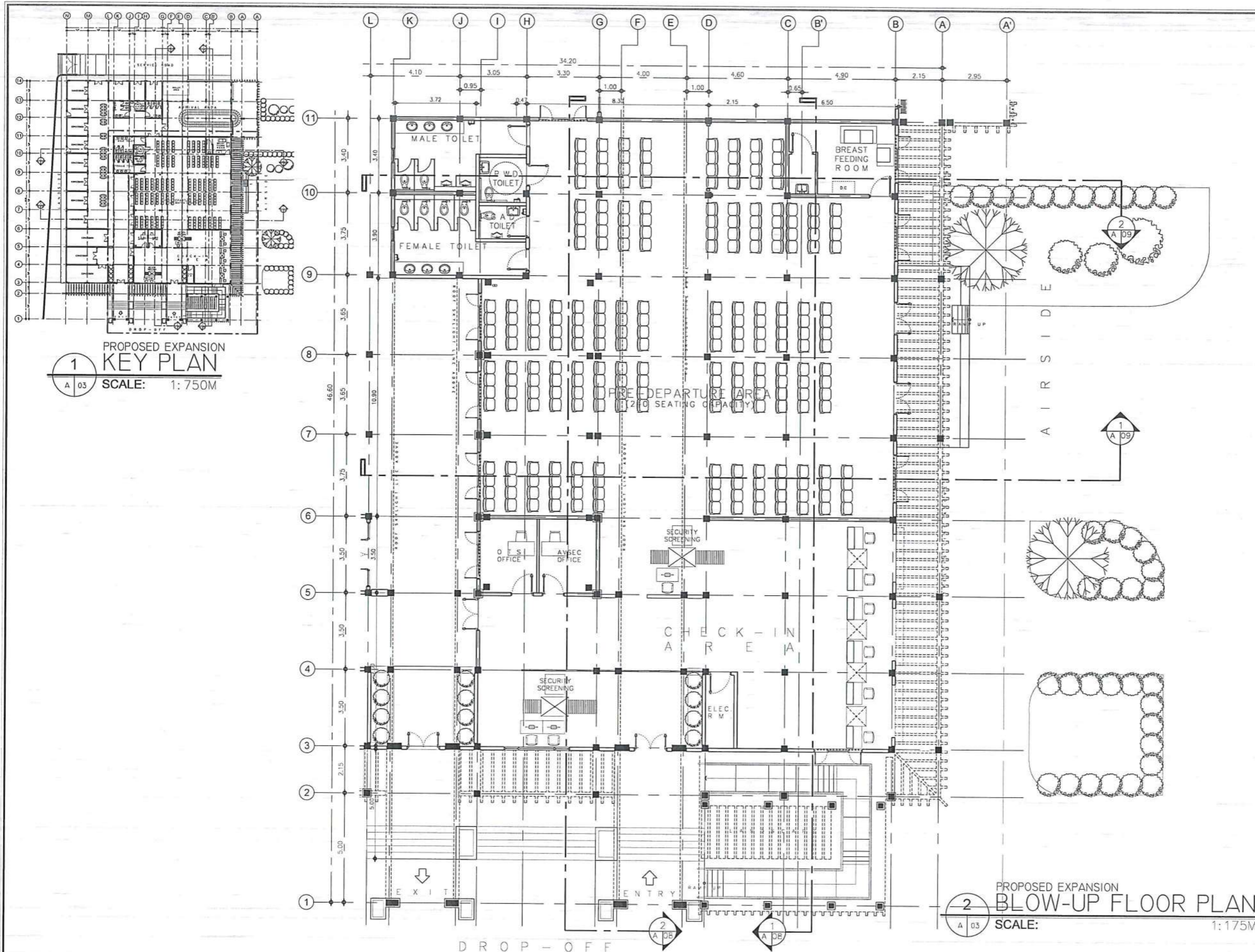
LOCATION:

BASCO AIRPORT
BASCO, BATANES

SHEET CONTENTS:

DRAWING SCALE: SHEET NO:

AS SHOWN A 002



.CAAP 2.jpg V4_2023-07-16_22-24-49.jpg

CIVIL AVIATION AUTHORITY OF THE PHILIPPINES
BUREAU OF AIRPORTS

THIS DRAWING IS AN EXCLUSIVE PROPERTY OF CIVIL AVIATION AUTHORITY OF THE PHILIPPINES AND MUST NOT BE REPRODUCED, EXHIBITED, LOANED NOR COPIED IN PART OR IN WHOLE WITHOUT PROPER PERMISSION AND/OR WRITTEN CONSENT FROM THE CAAP DIRECTOR GENERAL

AERODROME DEVELOPMENT
AND MANAGEMENT SERVICE

INFRASTRUCTURE DEVELOPMENT
AND DESIGN DIVISION

DESIGN STAFF: INITIAL / DATE

DESIGNED BY: IDDD

DRAWN BY: JCCS

CHECKED BY: CUDC

REVIEWED BY: EUDJR

REVIEWED BY:

RAUL R. CRUCENA
DIVISION CHIEF III, IDDD-ADMS

SUBMITTED BY:

ARNEL F. BORI ADO
DEPARTMENT MANAGER III, AED-ADMS

RECOMMENDED APPROVAL:

LT COL VALERINO A. DIONISIA PAF (RPT)
ASSISTANT DIRECTOR GENERAL II, ADMS

APPROVED:
CAPTAIN MANUEL ANTONIO I. TAMAYO
DIRECTOR GENERAL

NOTES / REVISIONS:

PROJECT TITLE:

IMPROVEMENT/EXPANSION
OF PASSENGER TERMINAL
BUILDING





LOCATION:

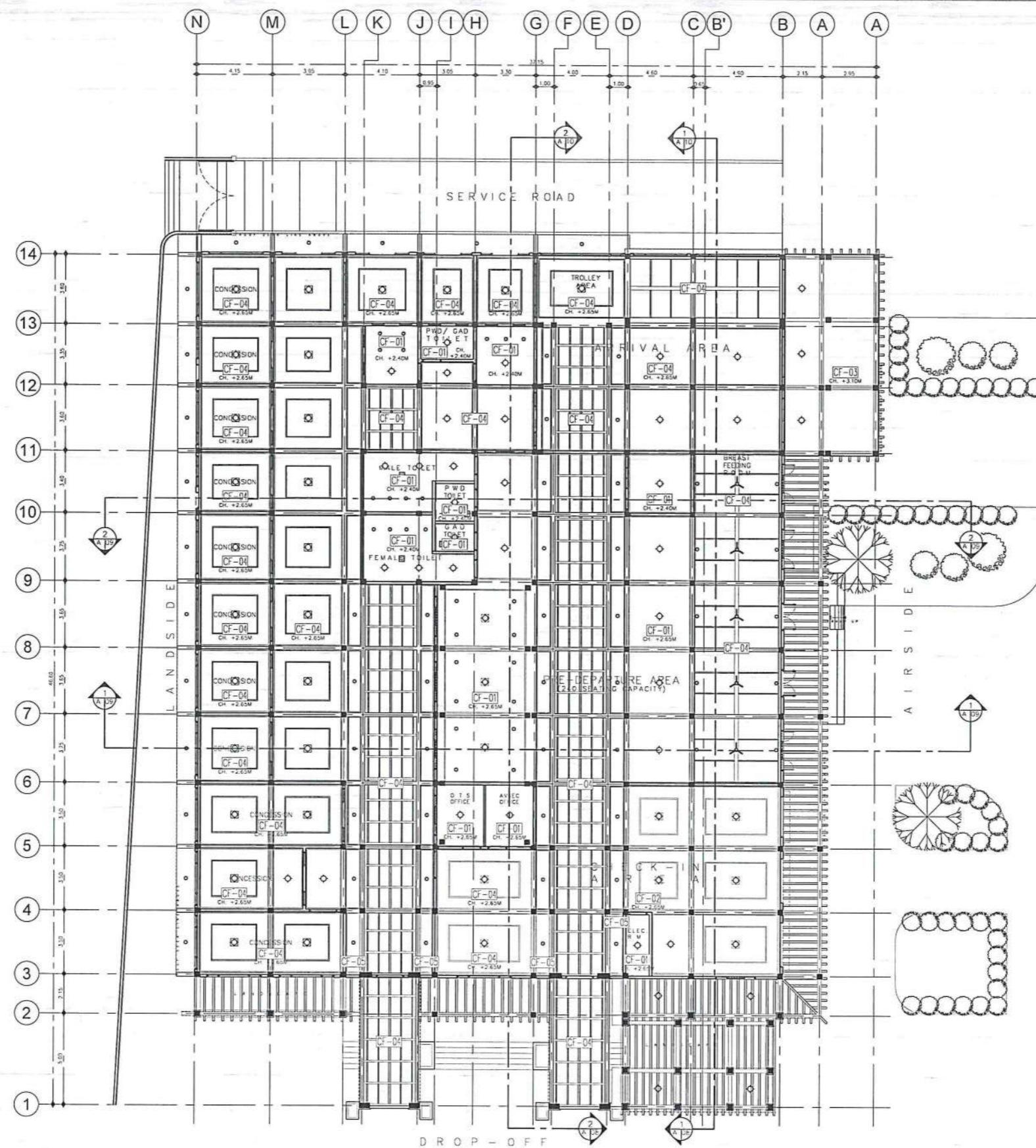
BASCO AIRPORT
BASCO, BATANES

SHEET CONTENTS:

DRAWING SCALE: SHEET NO:

AS SHOWN A 003

LEGEND	
	SURFACE MOUNTED LED LIGHT
	RECESSED LED PIN LIGHT
	CEILING MOUNTED FAN
	CEILING MOUNTED EXHAUST FAN
TAG	CEILING FINISHES
CF-1	4.5mm THK FIBER CEMENT BOARD PAINTED IN SATIN LATEX FINISH
CF-2	4.5mm THK FIBER CEMENT BOARD W/ WOOD ACCENT IN VARNISH FINISH
CF-3	SMOOTH RUBBED CONCRETE IN SATIN LATEX PAINT FINISH
CF-4	EXISTING CEILING FINISH
CF-5	RIDGE (VIAMU) CEILING IN WOOD STAIN FINISH



1 REFLECTED CEILING PLAN
SCALE: 1:275M

.CAAP 2.jpg 14_2023-07-16_22-24-49.jpg

CIVIL AVIATION AUTHORITY OF THE PHILIPPINES

THIS DRAWING IS AN EXCLUSIVE PROPERTY OF CIVIL AVIATION AUTHORITY OF THE PHILIPPINES AND MUST NOT BE REPRODUCED, EXHIBITED, LOANED NOR COPIED IN PART OR IN WHOLE WITHOUT PROPER PERMISSION AND/OR WRITTEN CONSENT FROM THE CAAP DIRECTOR GENERAL.

AERODROME DEVELOPMENT
AND MANAGEMENT SERVICE

INFRASTRUCTURE DEVELOPMENT
AND DESIGN DIVISION

DESIGN STAFF: INITIAL / DATE

DESIGNED BY: IDDD

DRAWN BY:

CHECKED BY: CUDC

EJDR

REVIEWED BY:

RAUL R. CRUCENA
DIVISION CHIEF III, IDDD-ADMS

SUBMITTED BY:

ARNEL F. BORI ADO
DEPARTMENT MANAGER III, AED-ADMS

RECOMMENDED APPROVAL:

LT COL. VALERINO A. DIONISIA PAF (RET)
ASSISTANT DIRECTOR GENERAL II, ADMS

APPROVED:

CAPTAIN MANUEL ANTONIO TAMAYO
DIRECTOR GENERAL

NOTES / REVISIONS:

PROJECT TITLE:

IMPROVEMENT/EXPANSION
OF PASSENGER TERMINAL
BUILDING

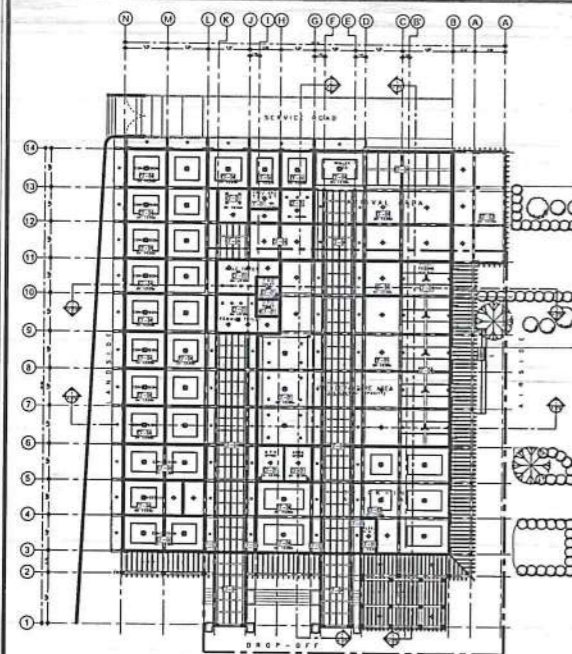
LOCATION:

BASCO AIRPORT
BASCO, BATANES

SHEET CONTENTS:

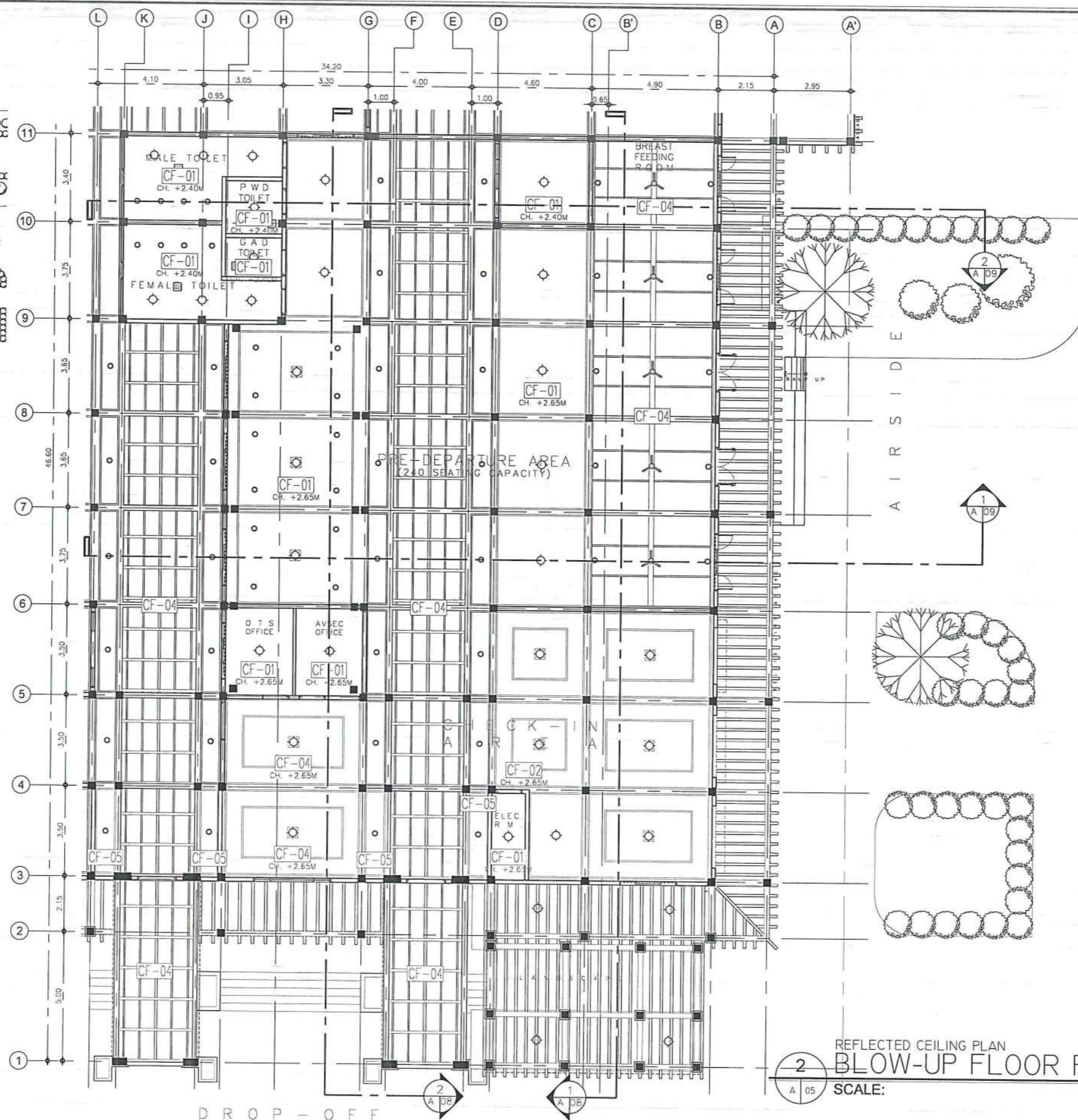
DRAWING SCALE: SHEET NO:

AS SHOWN A 004



1
A 05
RCP KEY PLAN
SCALE: 1:750M

LEGEND	
	SURFACE MOUNTED LED LIGHT
	RECESSED LED PIN LIGHT
	CEILING MOUNTED FAN
	CEILING MOUNTED EXHAUST FAN
TAG CEILING FINISHES	
CF-1	4.5mm THK FIBER CEMENT BOARD PAINTED IN SATIN LATEX FINISH
CF-2	4.5mm THK FIBER CEMENT BOARD W/ WOOD ACCENT IN VARNISH FINISH
CF-3	SMOOTH RUBBED CONCRETE IN SATIN LATEX PAINT FINISH
CF-4	EXISTING CEILING FINISH
CF-5	RIDGE (VIAMU) CEILING IN WOOD STAIN FINISH



2
A 05
REFLECTED CEILING PLAN
BLOW-UP FLOOR PLAN
SCALE: 1:175M

.ICAAP 2.jpg .v4_2023-07-16_22-24-49.jpg

CIVIL AVIATION AUTHORITY OF THE PHILIPPINES

THIS DRAWING IS AN EXCLUSIVE PROPERTY OF CIVIL AVIATION AUTHORITY OF THE PHILIPPINES AND MUST NOT BE REPRODUCED, EXHIBITED, LOANED NOR COPIED IN PART OR IN WHOLE WITHOUT PROPER PERMISSION AND/OR WRITTEN CONSENT FROM THE CAAP DIRECTOR GENERAL.

AERODROME DEVELOPMENT AND MANAGEMENT SERVICE

INFRASTRUCTURE DEVELOPMENT AND DESIGN DIVISION

DESIGN STAFF: INITIAL / DATE

DESIGNED BY: IDDD

DRAWN BY: JCCS

CHECKED BY: CUDC

EJDR

REVIEWED BY:

RAUL R. CRUCENA
DIVISION CHIEF III, IDDD-ADMS

SUBMITTED BY:

ARNEL F. BORRADO
DEPARTMENT MANAGER III, AED-ADMS

RECOMMENDED APPROVAL:

JOY VALERIANO A. DIONISIA PAF (RETY)
ASSISTANT DIRECTOR GENERAL II, ADMS

APPROVED:

CAPTAIN MANUEL ANTONIO I. TAMAYO
DIRECTOR GENERAL

NOTES / REVISIONS:

PROJECT TITLE:

IMPROVEMENT/EXPANSION OF PASSENGER TERMINAL BUILDING

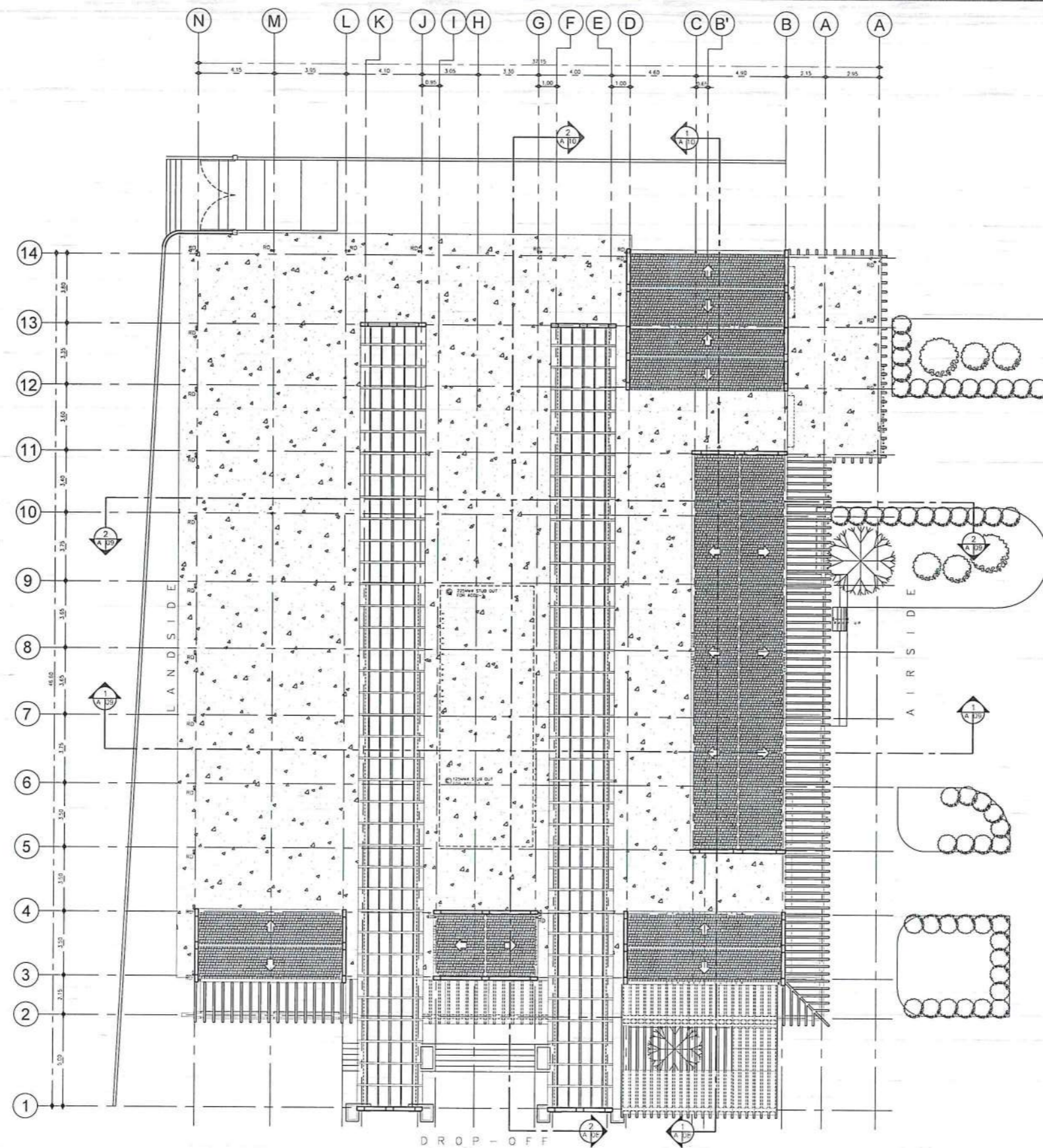
LOCATION:

BASCO AIRPORT
BASCO, BATANES

SHEET CONTENTS:

DRAWING SCALE: SHEET NO:

AS SHOWN A 005



1 ROOF PLAN
SCALE: 1:275M

.ICAAP 2.jpg 14_2023-07-16_22-24-49.jpg

CIVIL AVIATION AUTHORITY OF THE PHILIPPINES
OFFICE OF THE DIRECTOR GENERAL

THIS DRAWING IS AN EXCLUSIVE PROPERTY OF CIVIL AVIATION AUTHORITY OF THE PHILIPPINES AND MUST NOT BE REPRODUCED, EXHIBITED, LOANED NOR COPIED IN PART OR IN WHOLE WITHOUT PROPER PERMISSION AND/OR WRITTEN CONSENT FROM THE CAAP DIRECTOR GENERAL.

AERODROME DEVELOPMENT
AND MANAGEMENT SERVICE

INFRASTRUCTURE DEVELOPMENT
AND DESIGN DIVISION

DESIGN STAFF:	INITIAL / DATE
DESIGNED BY:	IDDD
DRAWN BY:	
CHECKED BY:	CJDC
	EJDR

REVIEWED BY:

Raul R. Grucena
RAUL R. GRUCENA
DIVISION CHIEF III, IDDD-ADMS

SUBMITTED BY:

Arnel F. Boriado
ARNEL F. BORIADO
DEPARTMENT MANAGER III, AED-ADMS

RECOMMENDED APPROVAL:

LT Col. Valentino A. Dionel A. PAF (RFT)
LT COL. VALENTINO A. DIONEL A. PAF (RFT)
ASSISTANT DIRECTOR GENERAL II, ADMS

APPROVED:

Captain Mark Antonio I. Tamayo
CAPTAIN MARK ANTONIO I. TAMAYO
CHIEF OF GENERAL

NOTES / REVISIONS:

PROJECT TITLE:

IMPROVEMENT/EXPANSION
OF PASSENGER TERMINAL
BUILDING

LOCATION:

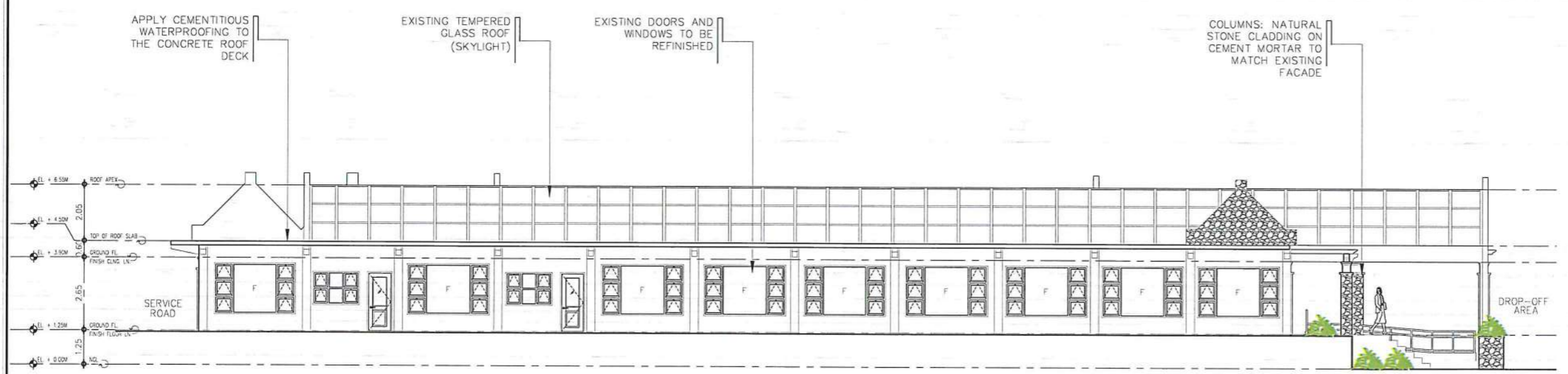
BASCO AIRPORT
BASCO, BATANES

SHEET CONTENTS:

DRAWING SCALE:	SHEET NO:
AS SHOWN	A 006



1 ELEVATION @ AIRSIDE
 SCALE: 1:175M



2 ELEVATION @ LANDSIDE
 SCALE: 1:175M

.ICAAP 2.jpg 14_2023-07-16_22-24-49.jpg

CIVIL AVIATION AUTHORITY OF THE PHILIPPINES
 METRO MANILA

THIS DRAWING IS AN EXCLUSIVE PROPERTY OF CIVIL AVIATION AUTHORITY OF THE PHILIPPINES AND MUST NOT BE REPRODUCED, EXHIBITED, LOANED NOR COPIED IN PART OR IN WHOLE WITHOUT PROPER PERMISSION AND/OR WRITTEN CONSENT FROM THE CAAP DIRECTOR GENERAL.

AERODROME DEVELOPMENT AND MANAGEMENT SERVICE

INFRASTRUCTURE DEVELOPMENT AND DESIGN DIVISION

DESIGN STAFF:	INITIAL / DATE
DESIGNED BY: IDDD	
DRAWN BY: JCCS	
CHECKED BY: CJC	
EJDR	

REVIEWED BY:

[Signature]
 RALPH R. CRUCENA
 DIVISION CHIEF III, IDDD-ADMS

SUBMITTED BY:
[Signature]
 ARNEL F. RORIO
 DEPARTMENT MANAGER III, AED-ADMS

RECOMMENDED APPROVAL:

[Signature]
 LT COL YAI EMILIO A. DIONEL & PAF (RPT)
 ASSISTANT DIRECTOR GENERAL II, ADMS

APPROVED:
[Signature]
 CAPTAIN MANUEL MARINO I. TAMAYO
 DIRECTOR GENERAL

NOTES / REVISIONS:

PROJECT TITLE:

IMPROVEMENT/EXPANSION OF PASSENGER TERMINAL BUILDING

LOCATION:

BASCO AIRPORT
 BASCO, BATANES

SHEET CONTENTS:

DRAWING SCALE:	SHEET NO:
AS SHOWN	A 007

RAUL R. CRUCENA
DIVISION CHIEF III, IDDD-ADMS

SUBMITTED BY:

ARNEL F. BORI ADO
DEPARTMENT MANAGER III, AED-ADMS

RECOMMENDED APPROVAL:

LT COL. VALENTINO A. DIONEL A. PAF (RET)
ASSISTANT DIRECTOR GENERAL II, ADMS

APPROVED:

CAPTAIN MANUEL ANTONIO I. TAMAYO
DIRECTOR GENERAL

NOTES / REVISIONS:

PROJECT TITLE:

IMPROVEMENT/EXPANSION OF PASSENGER TERMINAL BUILDING

LOCATION:

BASCO AIRPORT
BASCO, BATANES

SHEET CONTENTS:

DRAWING SCALE: SHEET NO:

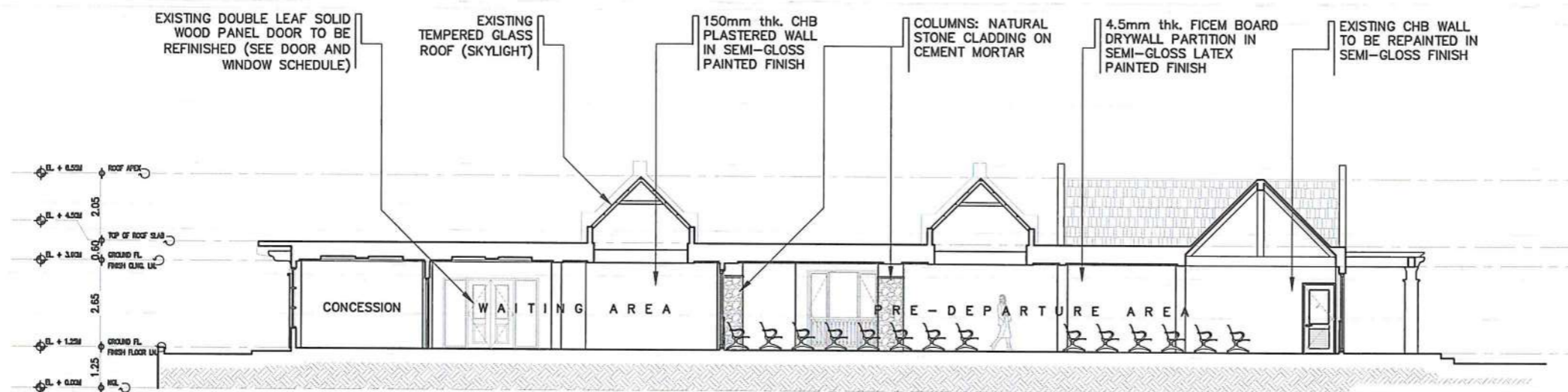
AS SHOWN A 008



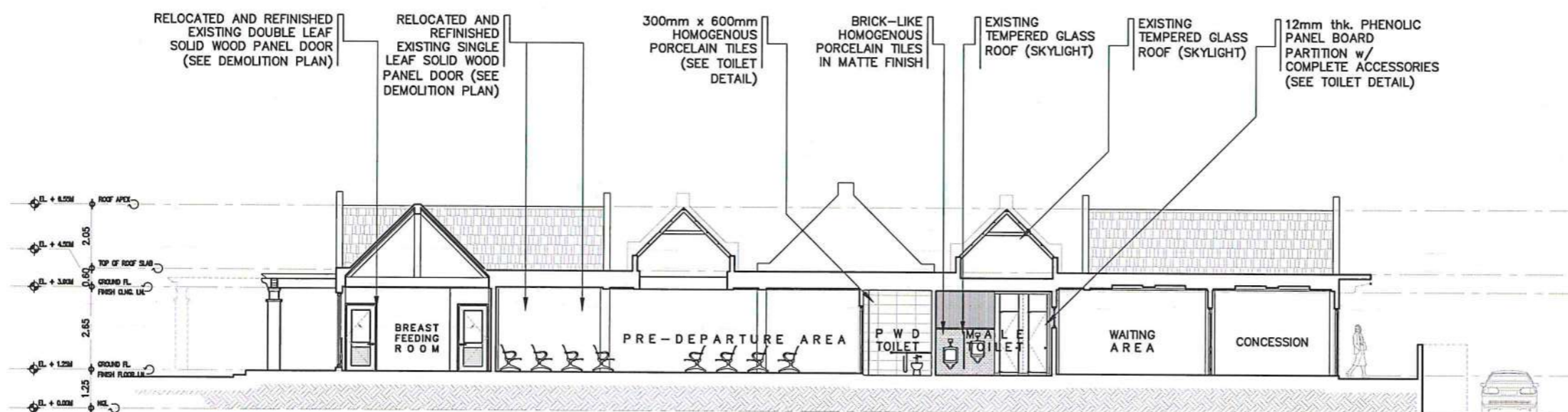
1 ELEVATION @ DROP-OFF
SCALE: 1:175M



2 ELEVATION @ SERVICE ROAD
SCALE: 1:175M



1 TRANSVERSE SECTION 'A'
A 09 SCALE: 1:175M



2 TRANSVERSE SECTION 'B'
A 09 SCALE: 1:175M



THIS DRAWING IS AN EXCLUSIVE PROPERTY OF CIVIL AVIATION AUTHORITY OF THE PHILIPPINES AND MUST NOT BE REPRODUCED, EXHIBITED, LOANED NOR COPIED IN PART OR IN WHOLE WITHOUT PROPER PERMISSION AND/OR WRITTEN CONSENT FROM THE CAAP DIRECTOR GENERAL.

AERODROME DEVELOPMENT
AND MANAGEMENT SERVICE

INFRASTRUCTURE DEVELOPMENT
AND DESIGN DIVISION

DESIGN STAFF:	INITIAL / DATE
DESIGNED BY:	IDDD
DRAWN BY:	
CHECKED BY:	CJDC EJDR

REVIEWED BY:

RAUL R. CRUCENA
DIVISION CHIEF III, IDDD-ADMS

SUBMITTED BY:

ARNEL F. BORLADO
DEPARTMENT MANAGER III, AED-ADMS

RECOMMENDED APPROVAL:

LT COL VALENTINO A. DIONELA PAF (RET)
ASSISTANT DIRECTOR GENERAL II, ADMS

APPROVED:

CAPTAIN MANUEL ANTONIO L. TAMAYO
DIRECTOR GENERAL

NOTES / REVISIONS:

PROJECT TITLE:

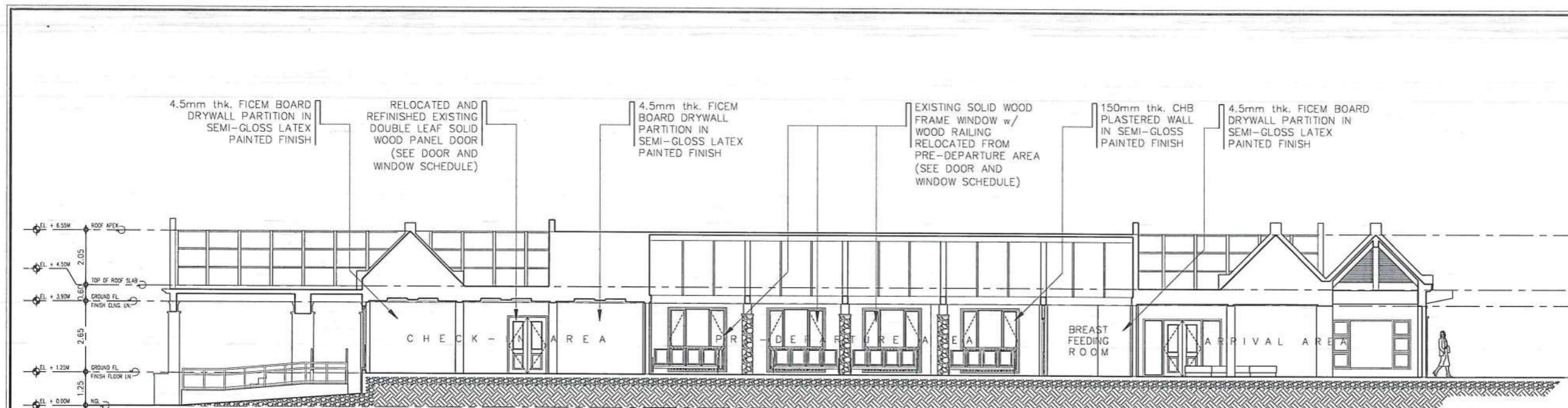
IMPROVEMENT/EXPANSION
OF PASSENGER TERMINAL
BUILDING

LOCATION:

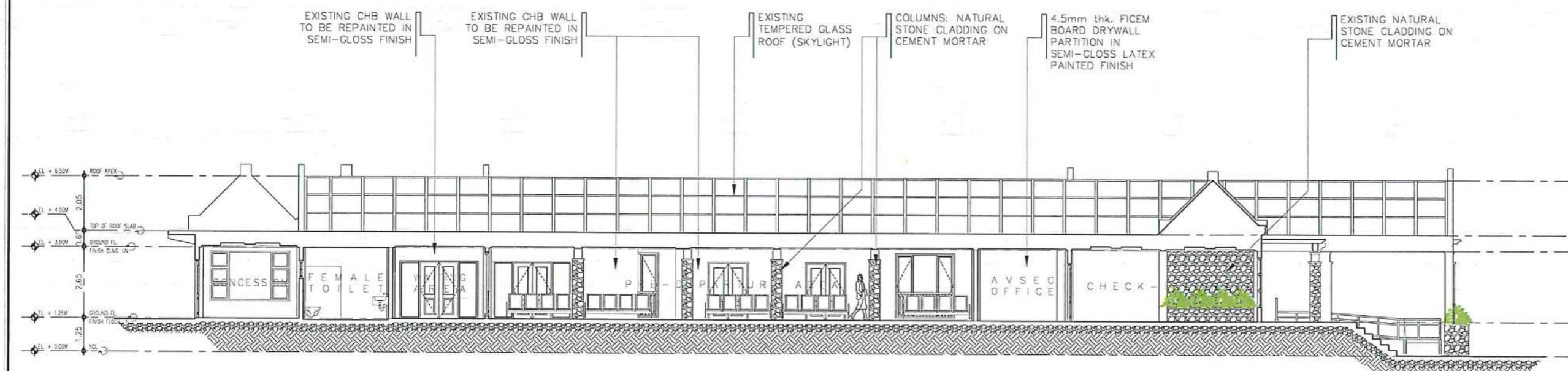
BASCO AIRPORT
BASCO, BATANES

SHEET CONTENTS:

DRAWING SCALE:	SHEET NO:
AS SHOWN	A 009



1 LONGITUDINAL SECTION 'C'
SCALE: 1:175M



2 LONGITUDINAL SECTION 'D'
SCALE: 1:175M

.CAAP 2.jpg 14_2023-07-16_22-24-49.jpg

CIVIL AVIATION AUTHORITY OF THE PHILIPPINES

THIS DRAWING IS AN EXCLUSIVE PROPERTY OF CIVIL AVIATION AUTHORITY OF THE PHILIPPINES AND MUST NOT BE REPRODUCED, EXHIBITED, LOANED NOR COPIED IN PART OR IN WHOLE WITHOUT PROPER PERMISSION AND/OR WRITTEN CONSENT FROM THE CAAP DIRECTOR GENERAL.

AERODROME DEVELOPMENT AND MANAGEMENT SERVICE

INFRASTRUCTURE DEVELOPMENT AND DESIGN DIVISION

DESIGN STAFF:	INITIAL / DATE
DESIGNED BY: IDDD	
DRAWN BY: JCCS	
CHECKED BY: CUDC	
EJDJR	

REVIEWED BY:

[Signature]
RALPH R. CRUCENA
DIVISION CHIEF III, IDDD-ADMS

SUBMITTED BY:

[Signature]
ARNEL F. BORJADO
DEPARTMENT MANAGER III, AED-ADMS

RECOMMENDED APPROVAL:

[Signature]
I.T. COL. VALENTINO A. DIONEL A. PAF (RFT)
ASSISTANT DIRECTOR GENERAL II, ADMS

APPROVED:

[Signature]
CAPTAIN MANUEL ANTONIO I. TAMAYO
DIRECTOR GENERAL

NOTES / REVISIONS:

PROJECT TITLE:

IMPROVEMENT/EXPANSION OF PASSENGER TERMINAL BUILDING

LOCATION:

BASCO AIRPORT
BASCO, BATANES

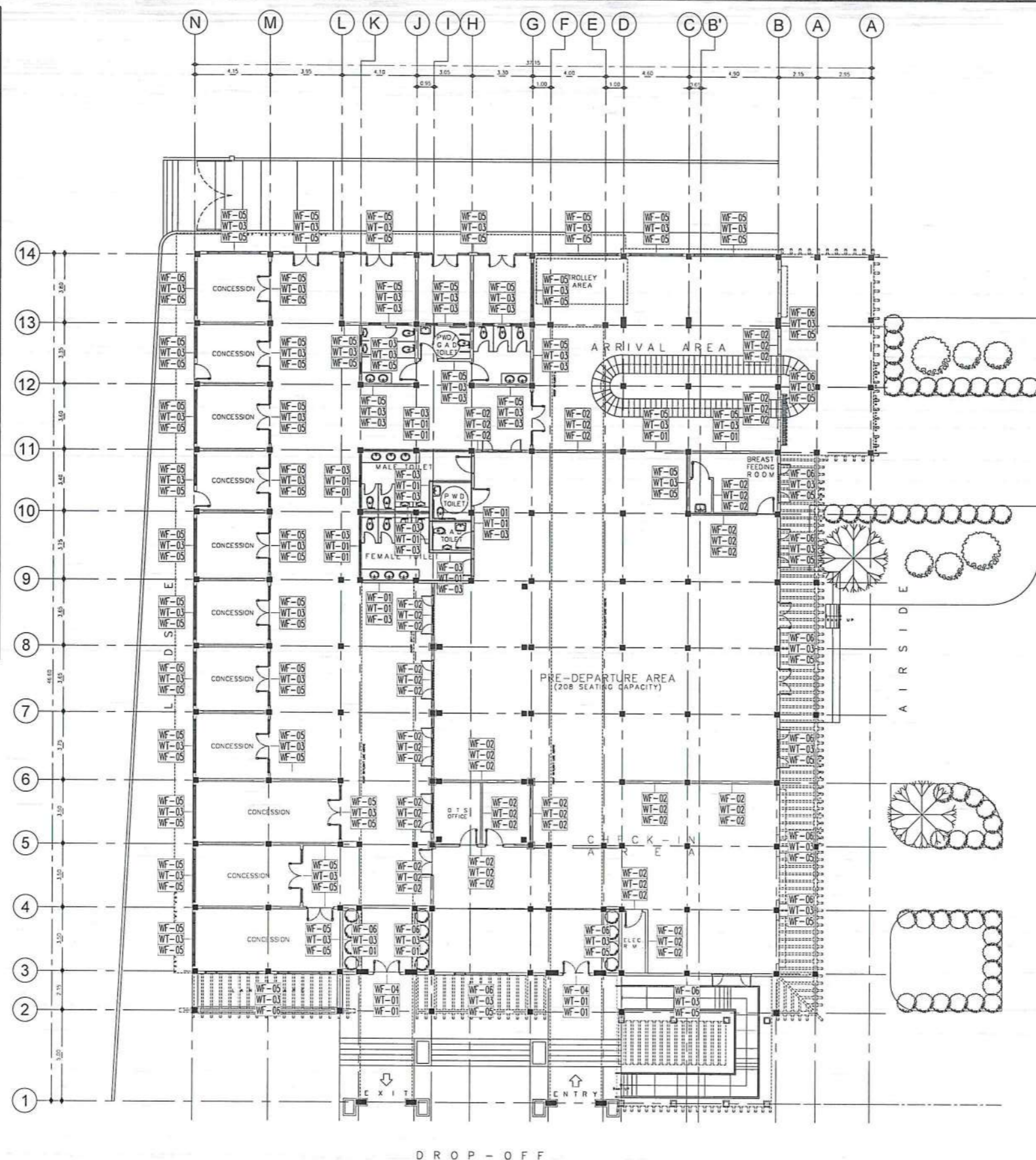
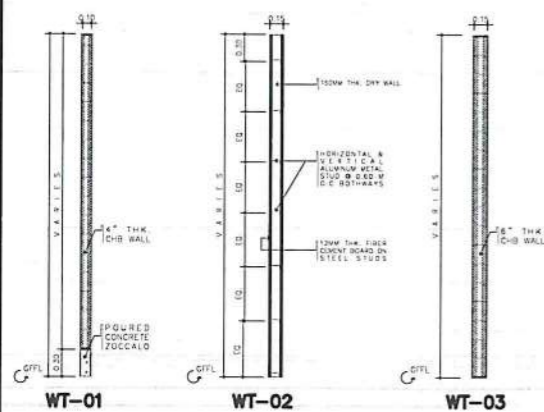
SHEET CONTENTS:

DRAWING SCALE:	SHEET NO:
AS SHOWN	A 010

LEGEND	
TAG	WALL FINISHES
WF-1	PLAIN CEMENT SMOOTH PLASTER PAINTED IN SEMI-GLOSS LATEX PAINT FINISH
WF-2	4.5mm thk. FIBER CEMENT BOARD IN SEMI-GLOSS LATEX PAINT FINISH
WF-3	300mm x 600mm x 8mm thk. HOMOGENOUS PORCELAIN TILE IN MATTE FINISH
WF-4	150mm thk. CHB WALL IN STONE CLADDING FINISH TO MATCH EXISTING EXTERIOR WALLS
WF-5	EXISTING CHB WALL IN SEMI-GLOSS LATEX PAINT FINISH
WF-6	EXISTING EXTERIOR CHB WALL IN STONE CLADDING FINISH

LEGEND	
TAG	WALL TYPE
WT-1	100mm THK. CHB WALL
WT-2	100mm THK. DRYWALL
WT-3	EXISTING CHB WALL

SCHEDULE OF WALLS



1 DETAILED FLOOR PLAN
SCALE: 1:275M

.ICAAP 2.jpg 14_2023-07-16_22-24-49.jpg

CIVIL AVIATION AUTHORITY OF THE PHILIPPINES

THIS DRAWING IS AN EXCLUSIVE PROPERTY OF CIVIL AVIATION AUTHORITY OF THE PHILIPPINES AND MUST NOT BE REPRODUCED, EXHIBITED, LOANED NOR COPIED IN PART OR IN WHOLE WITHOUT PROPER PERMISSION AND/OR WRITTEN CONSENT FROM THE CAAP DIRECTOR GENERAL.

AERODROME DEVELOPMENT
AND MANAGEMENT SERVICE

INFRASTRUCTURE DEVELOPMENT
AND DESIGN DIVISION

DESIGN STAFF: INITIAL / DATE

DESIGNED BY: IDDD

DRAWN BY: JCCS

CHECKED BY: CJC

REVIEWED BY: EJR

REVIEWED BY:

RAUL R. CRUCENA
DIVISION CHIEF III, IDDD-ADMS

SUBMITTED BY:

ARNEL F. BORI ADO
DEPARTMENT MANAGER III, AED-ADMS

RECOMMENDED APPROVAL:

LT COL. VALERINO A. DIONEL A. PAF (RET)
ASSISTANT DIRECTOR GENERAL II, ADMS

APPROVED:

CAPTAIN MANUEL ANTONIO I. TAMAYO
DIRECTOR GENERAL

NOTES / REVISIONS:

PROJECT TITLE:
IMPROVEMENT/EXPANSION
OF PASSENGER TERMINAL
BUILDING

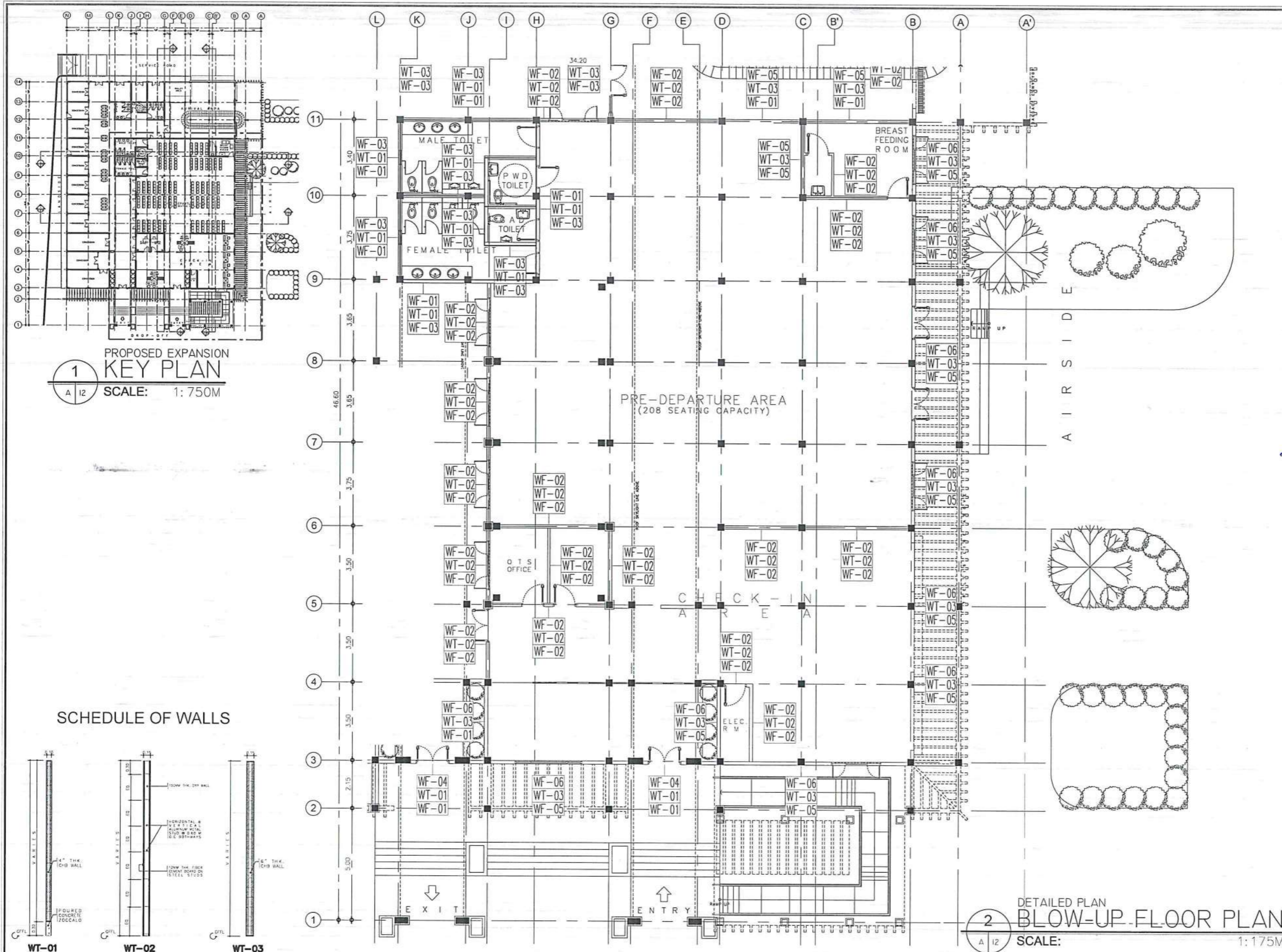
LOCATION:

BASCO AIRPORT
BASCO, BATANES

SHEET CONTENTS:

DRAWING SCALE: SHEET NO:

AS SHOWN A 011



CAAP 2.jpg 14_2023-07-16_22:24-49.jpg

CIVIL AVIATION AUTHORITY OF THE PHILIPPINES

THIS DRAWING IS AN EXCLUSIVE PROPERTY OF CIVIL AVIATION AUTHORITY OF THE PHILIPPINES AND MUST NOT BE REPRODUCED, EXHIBITED, LOANED NOR COPIED IN PART OR IN WHOLE WITHOUT PROPER PERMISSION AND/OR WRITTEN CONSENT FROM THE CAAP DIRECTOR GENERAL.

AERODROME DEVELOPMENT AND MANAGEMENT SERVICE

INFRASTRUCTURE DEVELOPMENT AND DESIGN DIVISION

DESIGN STAFF: INITIAL / DATE

DESIGNED BY: IDDD

DRAWN BY: JCS

CHECKED BY: CJD

EJDJR

REVIEWED BY:

RAUL R. CRICENA
DIVISION CHIEF III, AED-ADMS

SUBMITTED BY:

ARNEL F. RORADO
DEPARTMENT MANAGER III, AED-ADMS

RECOMMENDED APPROVAL:

LT COL. VALENTINO A. DIONISIA (RET.)
ASSISTANT DIRECTOR GENERAL II, ADMS

APPROVED:

CAPTAIN MANUEL ANTONIO I. TAMAYO
DIRECTOR GENERAL

NOTES / REVISIONS:

PROJECT TITLE:

IMPROVEMENT/EXPANSION OF PASSENGER TERMINAL BUILDING

LOCATION:

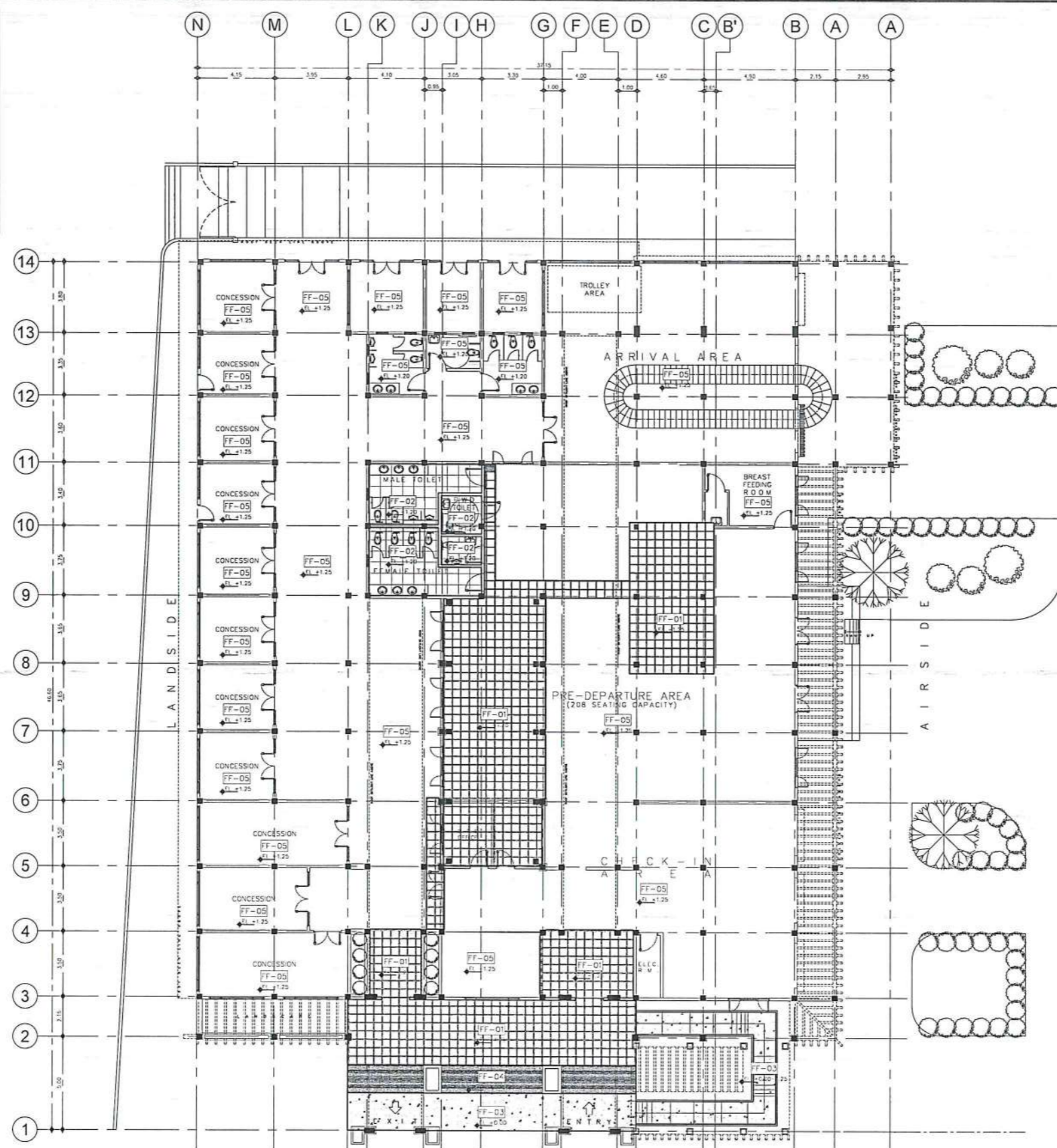
BASCO AIRPORT
BASCO, BATANES

SHEET CONTENTS:

DRAWING SCALE: SHEET NO.

AS SHOWN A 012

LEGEND	
TAG	WALL FINISHES
FF-1	400mm x 400mm VIGAN TILES SPACED W/ 50mm PEBBLE WASH SPACING
FF-2	600mm x 600mm x 8mm thk. HOMOGENOUS PORCELAIN TILE IN MATTE FINISH
FF-3	CONCRETE FLOOR FINISH
FF-4	PEBBLE WASH FLOOR FINISH
FF-5	EXISTING FLOOR FINISH



NOTE: FOR FF-01, MATCH TILE
PLACEMENT BASED ON EXISTING
TILE LAYOUT ON SITE.

1 TILE SETTING LAYOUT
A 13 SCALE: 1:275M

.\\CAAP 2.jpg 14_2023-07-16_22-24-49.jpg

REPUBLIC OF THE PHILIPPINES
CIVIL AVIATION AUTHORITY OF THE PHILIPPINES

THIS DRAWING IS AN EXCLUSIVE PROPERTY
OF CIVIL AVIATION AUTHORITY OF THE
PHILIPPINES AND MUST NOT BE REPRODUCED
EXHIBITED, LOANED NOR COPIED IN PART OR
IN WHOLE WITHOUT PROPER PERMISSION
AND/OR WRITTEN CONSENT FROM THE CAAP
DIRECTOR GENERAL

AERODROME DEVELOPMENT
AND MANAGEMENT SERVICE

INFRASTRUCTURE DEVELOPMENT
AND DESIGN DIVISION

DESIGN STAFF:	INITIAL / DATE
---------------	----------------

DESIGNED BY:	IDDD	
--------------	------	--

DRAWN BY:		
-----------	--	--

CHECKED BY:	CJDC
-------------	------

	EJDR	
--	------	--

REVIEWED BY:


RAU R. CRUCENA
DIVISION CHIEF J4, IDDD-ADMS

SUBMITTED BY: _____

ARNEL F. BORLADO
DEPARTMENT MANAGER III, AED-ADMS

RECOMMENDED APPROVAL:

L.T. COL VALENTINO A DIONEI A PAF (RET
ASSISTANT DIRECTOR GENERAL II, ADMS

APPROVED: _____

CAPTAIN MANUEL ANTONIO L. TAMAYO
DIRECTOR GENERAL

NOTES / REVISIONS:

PROJECT TITLE:

IMPROVEMENT/EXPANSION
OF PASSENGER TERMINAL
BUILDING

LOCATION:

BASCO AIRPORT
BASCO, BATANES

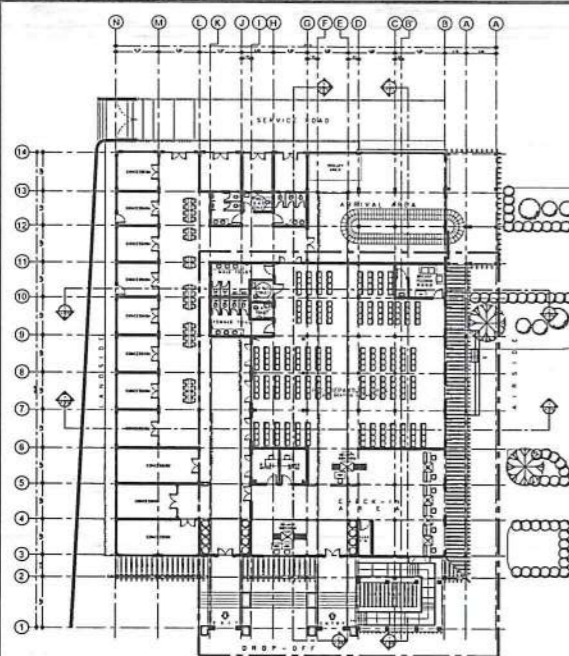
SHEET 1 CONTENTS:

DRAWING SCALE:

AS SHOWN

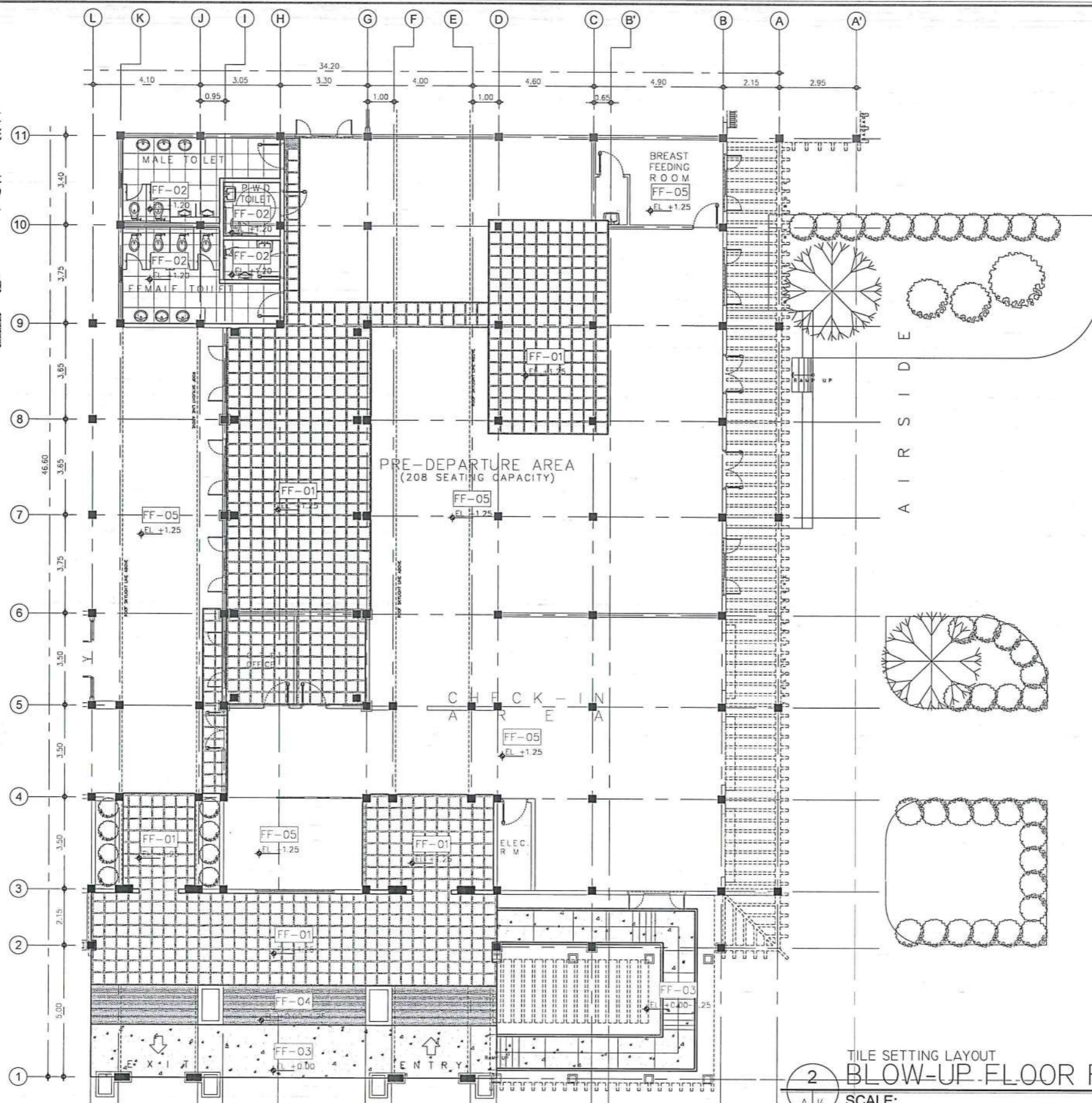
SHEET NO:

A	013
---	-----



1
A 14
PROPOSED EXPANSION
KEY PLAN
SCALE: 1:750M

NOTE: FOR FF-01, MATCH TILE
PLACEMENT BASED ON EXISTING
TILE LAYOUT ON SITE.



2
A 14
TILE SETTING LAYOUT
BLOW-UP FLOOR PLAN
SCALE: 1:175M

.ICAAP 2.jpg 14_2023-07-16_22-24-49.jpg

CIVIL AVIATION AUTHORITY OF THE PHILIPPINES

THIS DRAWING IS AN EXCLUSIVE PROPERTY
OF CIVIL AVIATION AUTHORITY OF THE
PHILIPPINES AND MUST NOT BE REPRODUCED,
EXHIBITED, LOANED NOR COPIED IN PART OR
IN WHOLE WITHOUT PROPER PERMISSION
AND/OR WRITTEN CONSENT FROM THE CAAP
DIRECTOR GENERAL.

AERODROME DEVELOPMENT
AND MANAGEMENT SERVICE

INFRASTRUCTURE DEVELOPMENT
AND DESIGN DIVISION

DESIGN STAFF:	INITIAL / DATE
DESIGNED BY:	10DD
DRAWN BY:	JCCS
CHECKED BY:	CJDC
	EJDR

REVIEWED BY:

Raul R. Crucena
RAUL R. CRUCENA
DIVISION CHIEF III, 10DD-ADMS

SUBMITTED BY:

Arnel F. Borlado
ARNEL F. BORLADO
DEPARTMENT MANAGER III, AED-ADMS

RECOMMENDED APPROVAL:

LT Col. Valentino A. Dionel
LT COL. VALENTINO A. DIONEL & PAF (RFT)
ASSISTANT DIRECTOR GENERAL II, ADMS

APPROVED:

Captain Mark Antonio I. Tamayo
CAPTAIN MARK ANTONIO I. TAMAYO
DIRECTOR GENERAL

NOTES / REVISIONS:

PROJECT TITLE:

IMPROVEMENT/EXPANSION
OF PASSENGER TERMINAL
BUILDING

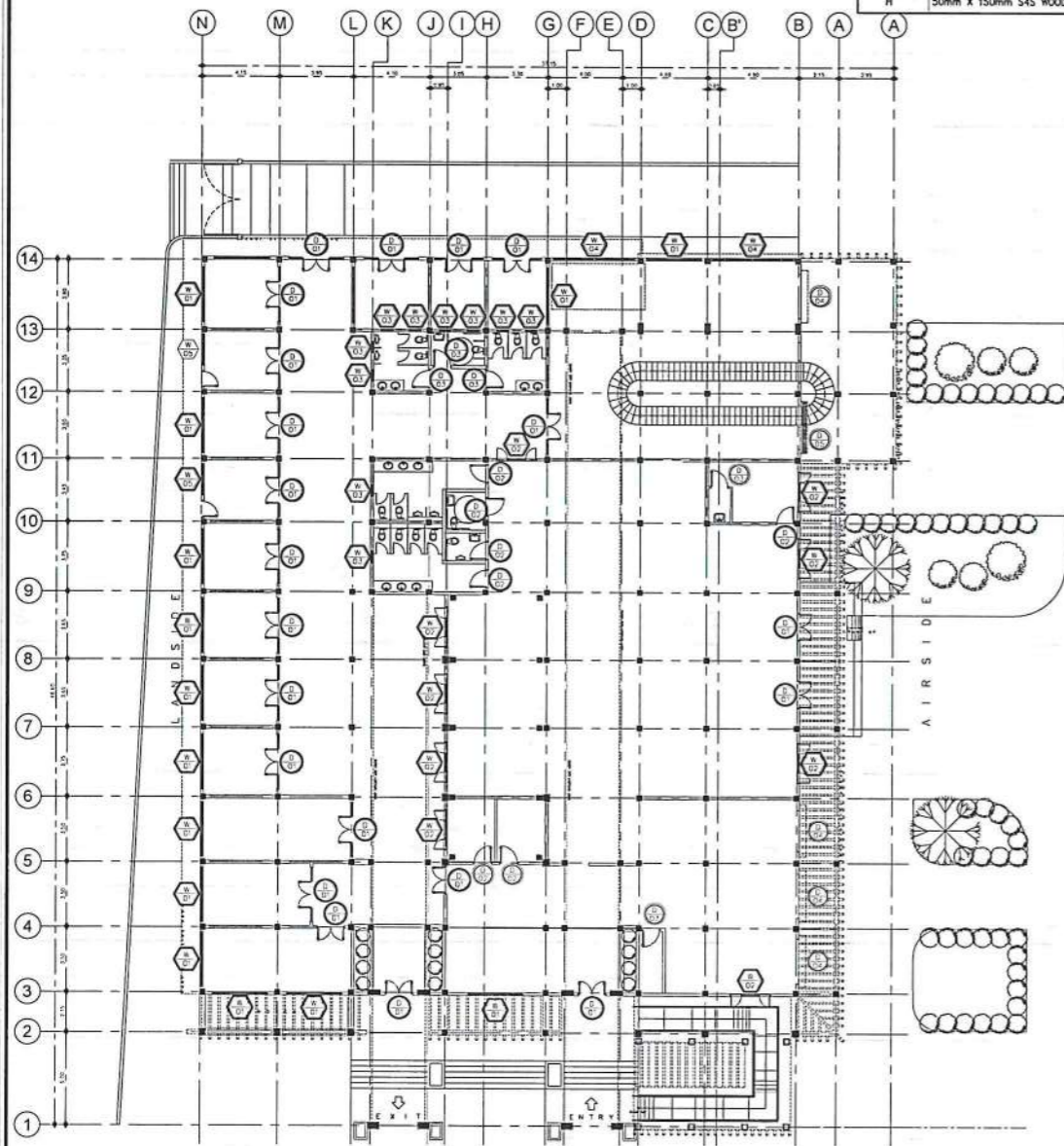
LOCATION:

BASCO AIRPORT
BASCO, BATANES

SHEET CONTENTS:

DRAWING SCALE:	SHEET NO:
AS SHOWN	A 014

LEGEND	
TAG	DOOR AND WINDOW TAGS
	EXISTING DOOR TO BE RELOCATED AND REFINISHED
	EXISTING DOOR TO BE RETAINED AT LOCATION BUT REFINISHED
	EXISTING WINDOW TO BE RELOCATED AND REFINISHED
	EXISTING WINDOW TO BE RETAINED AT LOCATION BUT REFINISHED
	NEW DOOR TO BE PROCURED



1 DOOR AND WINDOW TAGS
SCALE: 1:400M

D 01	EXISTING DOUBLE-LEAF SOLID WOOD PANEL DOOR IN VARNISH FINISH w/ 2 - 6mm thk. GLASS VISION PANEL	D 02	SINGLE-LEAF SOLID WOOD PANEL DOOR IN VARNISH FINISH w/ 6mm thk. FROSTED GLASS VISION PANEL	D 03	SINGLE-LEAF SOLID WOOD PANEL DOOR WITH LOUVERS IN VARNISH FINISH w/ 6mm thk. FROSTED GLASS VISION PANEL	D 04	GALVANIZED STEEL ROLL-UP SHUTTER IN QUICK DRY ENAMEL PAINT FINISH
DIMENSION	1400mm(W) X 2150mm(H)	DIMENSION	900mm(W) X 2150mm(H)	DIMENSION	900mm(W) X 2150mm(H)	DIMENSION	2200mm(W) X 2250mm(H)
HARDWARES	HINGES, LOCKSET, HANDLE BAR, DOOR STOPPER	HARDWARES	HINGES, LOCKSET, HANDLE BAR, DOOR STOPPER	HARDWARES	HINGES, LOCKSET, HANDLE BAR, DOOR STOPPER AND KICK PLATE	HARDWARES	
LOCATION	MAIN ENTRY, CHECK-IN AREA, VP ROOM, ARRIVAL AREA	LOCATION	MALE TOILET, FEMALE TOILET, PWD TOILET, GAD TOILET, CONCESSIONS	LOCATION	VP ROOM TOILET, ELECTRICAL ROOM	LOCATION	CHECK-IN AREA, ARRIVAL AREA
NO. OF SETS	21 SETS; 3 SETS RELOCATED, 18 SETS RETAIN LOCATION	NO. OF SETS	7 SETS; 5 SETS RELOCATED, 2 SETS NEW	NO. OF SETS	5 SETS	NO. OF SETS	4 SETS
J	50mm X 150mm S4S WOOD IN VARNISH FINISH	J	50mm X 150mm S4S WOOD IN VARNISH FINISH	J	50mm X 150mm S4S WOOD IN VARNISH FINISH	J	
H	50mm X 150mm S4S WOOD IN VARNISH FINISH	H	50mm X 150mm S4S WOOD IN VARNISH FINISH	H	50mm X 150mm S4S WOOD IN VARNISH FINISH	H	
D 05	GALVANIZED STEEL ROLL-UP SHUTTER IN QUICK DRY ENAMEL PAINT FINISH	W 01	EXISTING 6-PANEL AWNING AND 1-PANEL FIXED GLASS WINDOW IN VARNISH FINISHED SOLID WOOD FRAME	W 02	EXISTING 2-PANEL CASEMENT AND 1-PANEL FIXED GLASS WINDOW W/ SOLID WOOD RAILING IN VARNISH FINISHED SOLID WOOD FRAME	W 03	EXISTING AWNING TYPE WINDOW IN VARNISH FINISHED SOLID WOOD FRAME
DIMENSION	1200mm(W) X 2250mm(H)	DIMENSION	3000mm(W) X 1850mm(H)	DIMENSION	1100mm(W) X 2400mm(H)	DIMENSION	650mm(W) X 650mm(H)
HARDWARES	COMPLETE HARDWARE & ACCESSORIES	HARDWARES	COMPLETE HARDWARE & ACCESSORIES	HARDWARES	COMPLETE HARDWARE & ACCESSORIES	HARDWARES	COMPLETE HARDWARE & ACCESSORIES
LOCATION	ARRIVAL AREA	LOCATION	MAIN ENTRY, CONCESSIONS, ARRIVAL AREA	LOCATION	PRE-DEPARTURE AREA, CHECK-IN AREA	LOCATION	EXISTING TOILET, MALE TOILET, FEMALE TOILET
NO. OF SETS	1 SET	NO. OF SETS	14 SETS; ALL SETS RETAIN LOCATION	NO. OF SETS	9 SETS; 5 SETS RELOCATED, 4 SETS RETAIN LOCATION	NO. OF SETS	10 SETS; 2 SETS RELOCATED, 8 SETS RETAIN LOCATION
J		J	50mm x 150mm WOOD FRAME IN VARNISH FINISH	J	50mm x 150mm WOOD FRAME IN VARNISH FINISH	J	50mm x 150mm WOOD FRAME IN VARNISH FINISH
H		H	50mm x 150mm WOOD FRAME IN VARNISH FINISH	H	50mm x 150mm WOOD FRAME IN VARNISH FINISH	H	50mm x 150mm WOOD FRAME IN VARNISH FINISH
M		M		M		M	
S		S	CONCRETE WINDOW SILL	S	VARIES	S	CONCRETE WINDOW SILL
W 04	EXISTING 6-PANEL AWNING AND 2-PANEL FIXED GLASS WINDOW IN VARNISH FINISHED SOLID WOOD FRAME	W 04	EXISTING 6-PANEL AWNING AND 2-PANEL FIXED GLASS WINDOW IN VARNISH FINISHED SOLID WOOD FRAME	W 05	EXISTING 4-PANEL AWNING AND 2-PANEL FIXED GLASS WINDOW IN VARNISH FINISHED SOLID WOOD FRAME	W 05	EXISTING 4-PANEL AWNING AND 2-PANEL FIXED GLASS WINDOW IN VARNISH FINISHED SOLID WOOD FRAME
DIMENSION	4500mm(W) X 1850mm(H)	DIMENSION	4500mm(W) X 1850mm(H)	DIMENSION	1700mm(W) X 1200mm(H)	DIMENSION	1700mm(W) X 1200mm(H)
HARDWARES	COMPLETE HARDWARE & ACCESSORIES	HARDWARES	COMPLETE HARDWARE & ACCESSORIES	HARDWARES	COMPLETE HARDWARE & ACCESSORIES	HARDWARES	COMPLETE HARDWARE & ACCESSORIES
LOCATION	ARRIVAL AREA	LOCATION	ARRIVAL AREA	LOCATION	CONCESSIONS	LOCATION	CONCESSIONS
NO. OF SETS	2 SETS	NO. OF SETS	2 SETS	NO. OF SETS	2 SETS	NO. OF SETS	2 SETS
J	50mm x 150mm WOOD FRAME IN VARNISH FINISH	J	50mm x 150mm WOOD FRAME IN VARNISH FINISH	J	50mm x 150mm WOOD FRAME IN VARNISH FINISH	J	50mm x 150mm WOOD FRAME IN VARNISH FINISH
H	50mm x 150mm WOOD FRAME IN VARNISH FINISH	H	50mm x 150mm WOOD FRAME IN VARNISH FINISH	H	50mm x 150mm WOOD FRAME IN VARNISH FINISH	H	50mm x 150mm WOOD FRAME IN VARNISH FINISH
M		M		M		M	
S	CONCRETE WINDOW SILL	S	CONCRETE WINDOW SILL	S	CONCRETE WINDOW SILL	S	CONCRETE WINDOW SILL

2 SCHEDULE OF DOORS AND WINDOWS
SCALE: NTS

.ICAAP 2.jpg 14_2023-07-16_22-24-49.jpg

CIVIL AVIATION AUTHORITY OF THE PHILIPPINES

THIS DRAWING IS AN EXCLUSIVE PROPERTY OF CIVIL AVIATION AUTHORITY OF THE PHILIPPINES AND MUST NOT BE REPRODUCED, EXHIBITED, LOANED NOR COPIED IN PART OR IN WHOLE WITHOUT PROPER PERMISSION AND/OR WRITTEN CONSENT FROM THE CAAP DIRECTOR GENERAL.

AERODROME DEVELOPMENT AND MANAGEMENT SERVICE

INFRASTRUCTURE DEVELOPMENT AND DESIGN DIVISION

DESIGN STAFF: INITIAL / DATE

DESIGNED BY: IDDD

DRAWN BY:

CHECKED BY: CJCDC

EJDR

REVIEWED BY:

RAUL R. CRUCENA
DIVISION CHIEF, IDDD-ADMS

SUBMITTED BY:

ARNEL F. BORI-ADO
DEPARTMENT MANAGER III, AED-ADMS

RECOMMENDED APPROVAL:

LT COL. VALERINO A. DIONISIA PAF (RET)
ASSISTANT DIRECTOR GENERAL II, ADMS

APPROVED:

CAPTAIN MANUEL ANTONIO L. TAMAYO
DIRECTOR GENERAL

NOTES / REVISIONS:

PROJECT TITLE:

IMPROVEMENT/EXPANSION OF PASSENGER TERMINAL BUILDING

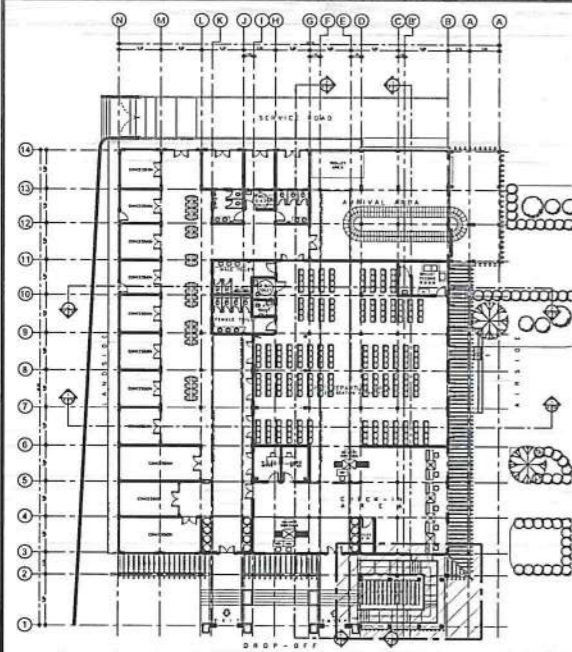
LOCATION:

BASCO AIRPORT
BASCO, BATANES

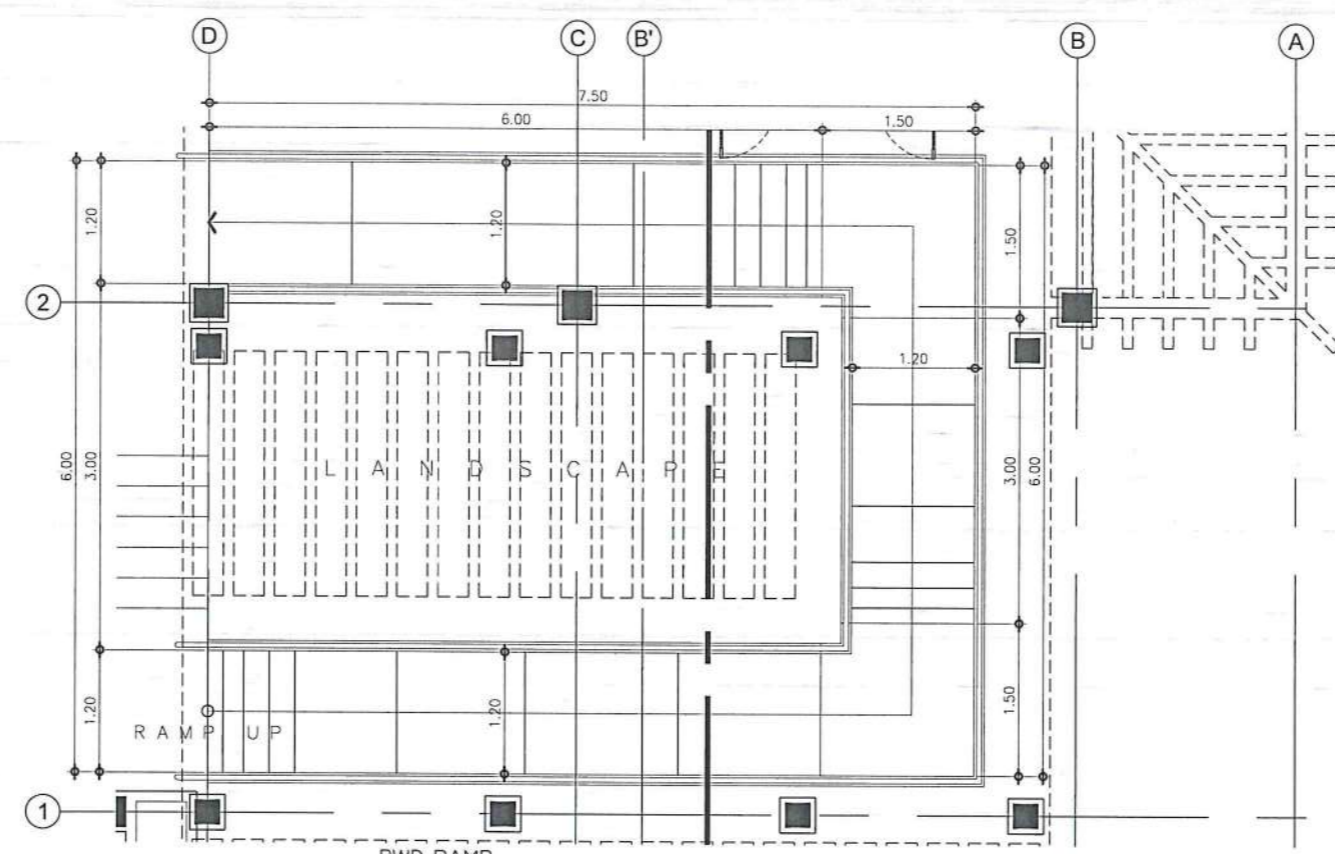
SHEET CONTENTS:

DRAWING SCALE: SHEET NO:

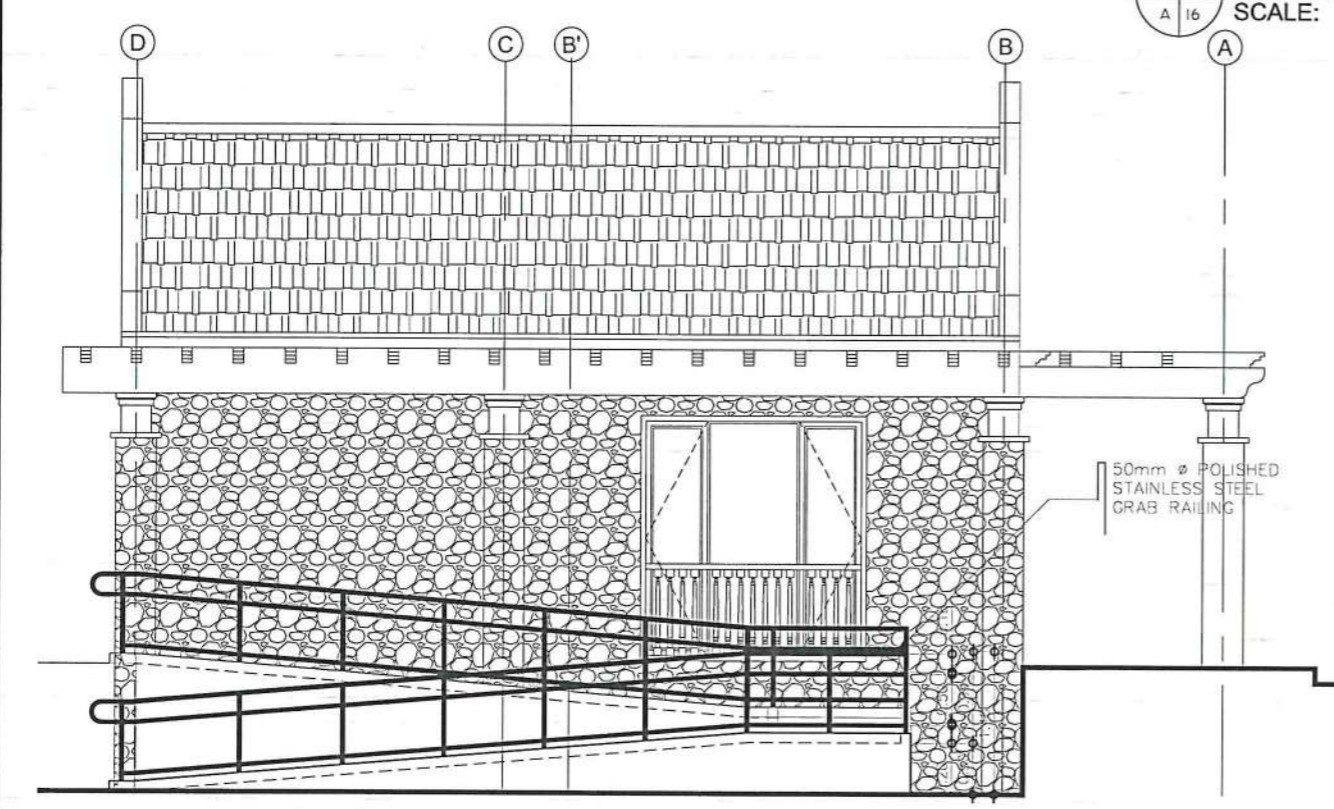
AS SHOWN A 015



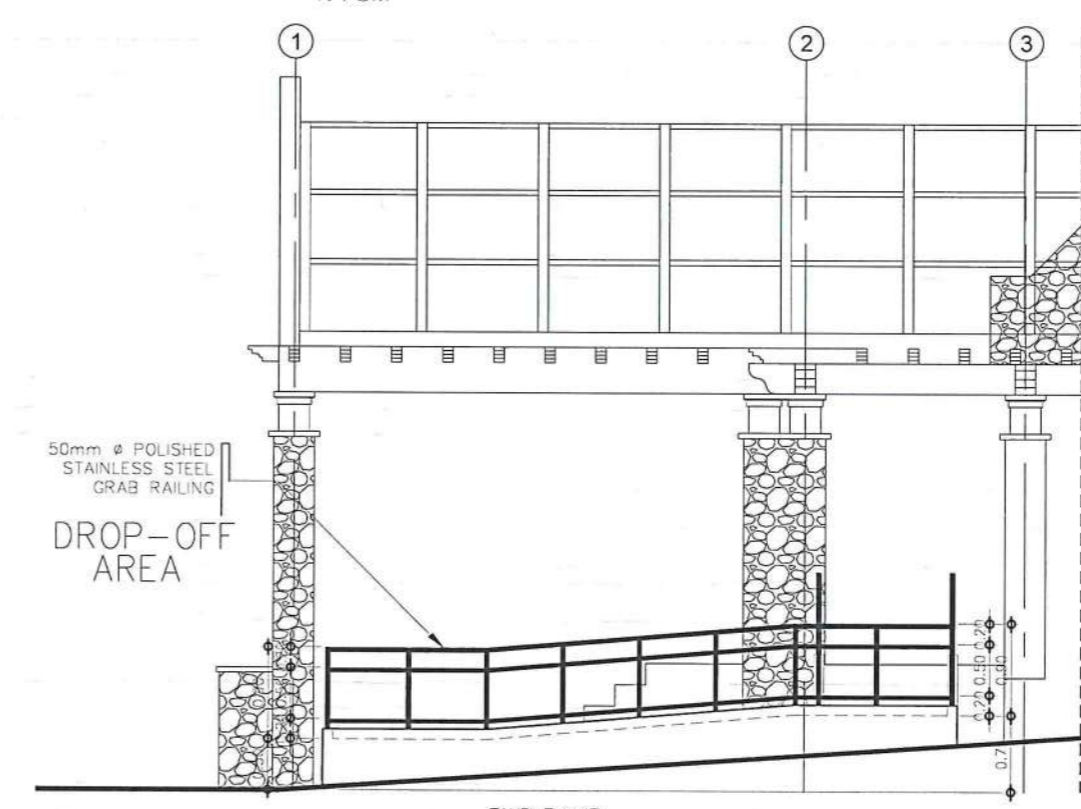
1
A 16
PROPOSED EXPANSION
KEY PLAN
SCALE: 1:750M



2
A 16
PWD RAMP
BLOW-UP FLOOR PLAN
SCALE: 1:75M



3
A 16
PWD RAMP
BLOW-UP ELEVATION
SCALE: 1:75M



4
A 16
PWD RAMP
BLOW-UP ELEVATION
SCALE: 1:75M

CAAP 2.jpg 14_2023-07-16_22-24-49.jpg

CIVIL AVIATION AUTHORITY OF THE PHILIPPINES

THIS DRAWING IS AN EXCLUSIVE PROPERTY OF CIVIL AVIATION AUTHORITY OF THE PHILIPPINES AND MUST NOT BE REPRODUCED, EXHIBITED, LOANED NOR COPIED IN PART OR IN WHOLE WITHOUT PROPER PERMISSION AND/OR WRITTEN CONSENT FROM THE CAAP DIRECTOR GENERAL.

AERODROME DEVELOPMENT AND MANAGEMENT SERVICE

INFRASTRUCTURE DEVELOPMENT AND DESIGN DIVISION

DESIGN STAFF: INITIAL / DATE

DESIGNED BY: IDDD

DRAWN BY: JCCS

CHECKED BY: CUDC

EJOR

REVIEWED BY:

RAUL R. CRUCENA
DIVISION CHIEF III, IDDD-ADMS

SUBMITTED BY:

ARNEL F. BORIADO
DEPARTMENT MANAGER III, AED-ADMS

RECOMMENDED APPROVAL:

LT COL VALERINO A. DIONISIA PAF (RET)
ASSISTANT DIRECTOR GENERAL II, ADMS

APPROVED:

CAPTAIN MANUEL ANTONIO I. TAMAYO
DEPARTMENT MANAGER III, AED-ADMS

NOTES / REVISIONS:

PROJECT TITLE:

IMPROVEMENT/EXPANSION OF PASSENGER TERMINAL BUILDING

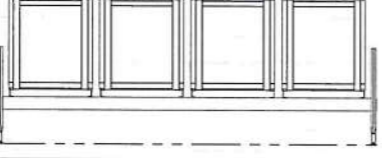


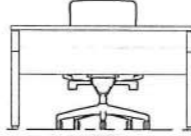
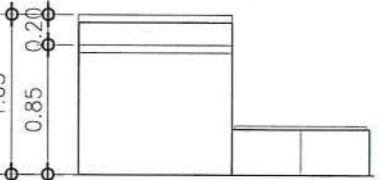
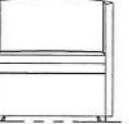

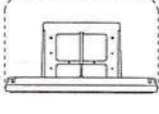


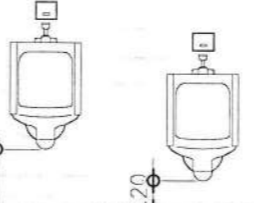
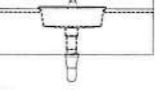
LOCATION:

BASCO AIRPORT
BASCO, BATANES

SHEET CONTENTS:

DRAWING SCALE: AS SHOWN

SHEET NO: A 016

							
STAFF OFFICE CHAIR MD-BACK REST GANG CHAIR ON STAINLESS STEEL FRAME WITH POLISHED STAINLESS STEEL ARMREST		STAFF OFFICE CHAIR POLISHED ALUMINUM BASED HIGH BACK REST IN LEATHER UPHOLSTERY, WITH CASTERS, TILT SWIVEL MECHANISM, SEAT HEIGHT ADJUSTMENT & TILT LOCK FEATURE, WITH ARM REST.		MOBILE CHEST DRAWER STEEL CASING 3-DRAWER WITH HEAVY DUTY CASTERS IN WOODGRAIN-LIKE MELAMINE FINISH		OFFICE DESK HARD WOOD FRAMED WITH 3/4" MDF BOARD TOP & SIDE COVER IN WOODGRAIN-LIKE LAMINATE	
DIMENSIONS: 2300MM (L) x 520MM (W)		DIMENSIONS:		DIMENSIONS: 600MM (L) x 400MM (W) x 650MM (H)		DIMENSIONS: 1200MM (L) x 600MM (W) x 750MM (H)	
HARDWARES:		HARDWARES:		HARDWARES: BUILT-IN LOCK		HARDWARES:	
LOCATION: PRE-DEPARTURE AREA		LOCATION: AVSEC OFFICE, OTS OFFICE		LOCATION: AVSEC OFFICE, OTS OFFICE		LOCATION: AVSEC OFFICE, OTS OFFICE	
NO. OF SETS: 60 SETS		NO. OF SETS: 2 SETS		NO. OF SETS: 2 SETS		NO. OF SETS: 2 SETS	
							
CHECK-IN COUNTER HARD WOOD FRAMED MARINE PLYWOOD TOP IN BLACK GLOSS LAMINATE FINISH, PLYWOOD FACES IN WOODGRAIN-LIKE LAMINATE FINISH, 2"x3" KILN DRIED WOOD FRAMING, W/ WEIGHING SCALE		SINGLE SEATER SOFA HARD WOOD FRAMED LOW BACK REST SOFA IN LEATHER UPHOLSTERY.		2-SEATER SOFA HARD WOOD FRAMED LOW BACK REST SOFA IN LEATHER UPHOLSTERY.		WALL-MOUNTED DIAPER CHANGING TABLE WALL-MOUNTED HORIZONTAL FOLDING POLYETHYLENE CONSTRUCTION W/ ASTM SAFETY STANDARD CERTIFICATION	
DIMENSIONS: 1000MM (L) x 700MM (W) x 1050 (H)		DIMENSIONS: 800MM (L) x 780MM (W) x 750MM (H)		DIMENSIONS: 1650MM (L) x 700MM (W) x 750MM (H)		DIMENSIONS: 1000MM (L) x 600MM (W)	
HARDWARES:		HARDWARES:		HARDWARES:		HARDWARES: MOUNTING HARDWARE	
LOCATION: CHECK-IN AREA		LOCATION: BREAST FEEDING ROOM		LOCATION: BREAST FEEDING ROOM		LOCATION: BREAST FEEDING ROOM	
NO. OF SETS: 6 SETS		NO. OF SETS: 1 SET		NO. OF SETS: 1 SET		NO. OF SETS: 1 SET	
							
WATER CLOSET VITREOUS CERAMIC ELONGATED WATER CLOSET W/ STAINLESS STEEL FLUSH MECHANISM, ACRYLIC SEAT COVER		WALL-MOUNTED LAVATORY VITREOUS CERAMIC SINK W/ CERAMIC HALF PEDESTAL COVER CHROME PLATED BRASS FAUCET STAINLESS STEEL DRAIN W/ POLYETHYLENE FOAM SEAL CHROME PLATED P-TRAP		WALL-MOUNTED URINAL VITREOUS CERAMIC URINAL W/ FLUSH MECHANISM		DROP-IN LAVATORY VITREOUS CERAMIC SINK CHROME PLATED BRASS FAUCET STAINLESS STEEL DRAIN W/ POLYETHYLENE FOAM SEAL CHROME PLATED P-TRAP, UPVC DRAIN PIPE	
DIMENSIONS:		DIMENSIONS:		DIMENSIONS:		DIMENSIONS:	
HARDWARES: WATER CLOSET FITTINGS		HARDWARES: MOUNTING HARDWARE, P-TRAP		HARDWARES: MOUNTING HARDWARE, FLUSH MECHANISM		HARDWARES: MOUNTING HARDWARE, P-TRAP, DRAIN ACCESSORIES	
LOCATION: MALE TOILET, FEMALE TOILET, GAD TOILET, PMD TOILET		LOCATION: GAD TOILET, PMD TOILET, BREAST FEEDING ROOM		LOCATION: MALE TOILET, GAD TOILET		LOCATION: MALE TOILET, FEMALE TOILET	
NO. OF SETS: 8 SETS		NO. OF SETS: 15 SETS		NO. OF SETS: 3 SETS		NO. OF SETS: 6 SETS	

NOTE: 1. VERIFY ACTUAL DIMENSION @ JOBSITE BEFORE FABRICATION.
 2. MAKE ACTUAL SHOP DRAWING FOR CHECKING.
 3. RESPONSIBILITY OF CONTRACTOR TO CHECK/ESTIMATE THE FURNITURES BASED ON THE PLANS.

.ICAAP 2.jpg .4_2023-07-16_22-24-49.jpg

CIVIL AVIATION AUTHORITY OF THE PHILIPPINES
 1000-ADMS

THIS DRAWING IS AN EXCLUSIVE PROPERTY OF CIVIL AVIATION AUTHORITY OF THE PHILIPPINES AND MUST NOT BE REPRODUCED, EXHIBITED, LOANED NOR COPIED IN PART OR IN WHOLE WITHOUT PROPER PERMISSION AND/OR WRITTEN CONSENT FROM THE CAAP DIRECTOR GENERAL.

AERODROME DEVELOPMENT AND MANAGEMENT SERVICE

INFRASTRUCTURE DEVELOPMENT AND DESIGN DIVISION

DESIGN STAFF:	INITIAL / DATE
DESIGNED BY:	ICDD
DRAWN BY:	
CHECKED BY:	CJDC
	EJDR


REVIEWED BY:


 RAUL R. CRUCENA
 DIVISION CHIEF III, 1000-ADMS

SUBMITTED BY:


 ARNEL F. BORIADO
 DEPARTMENT MANAGER III, AED-ADMS

RECOMMENDED APPROVAL:


 LT COL. VALENTINO A. DIONELA PAF (RFT)
 ASSISTANT DIRECTOR GENERAL/II, ADMS

APPROVED:


 CAPTAIN MAURO ANTONIO I. TAMAYO
 DIRECTOR GENERAL

NOTES / REVISIONS:

PROJECT TITLE:

IMPROVEMENT/EXPANSION OF PASSENGER TERMINAL BUILDING

LOCATION:

BASCO AIRPORT
 BASCO, BATANES

SHEET CONTENTS:

DRAWING SCALE:	SHEET NO:
AS SHOWN	A 017

1 SCHEDULE OF FURNITURE AND FIXTURES A 17 SCALE: NTS