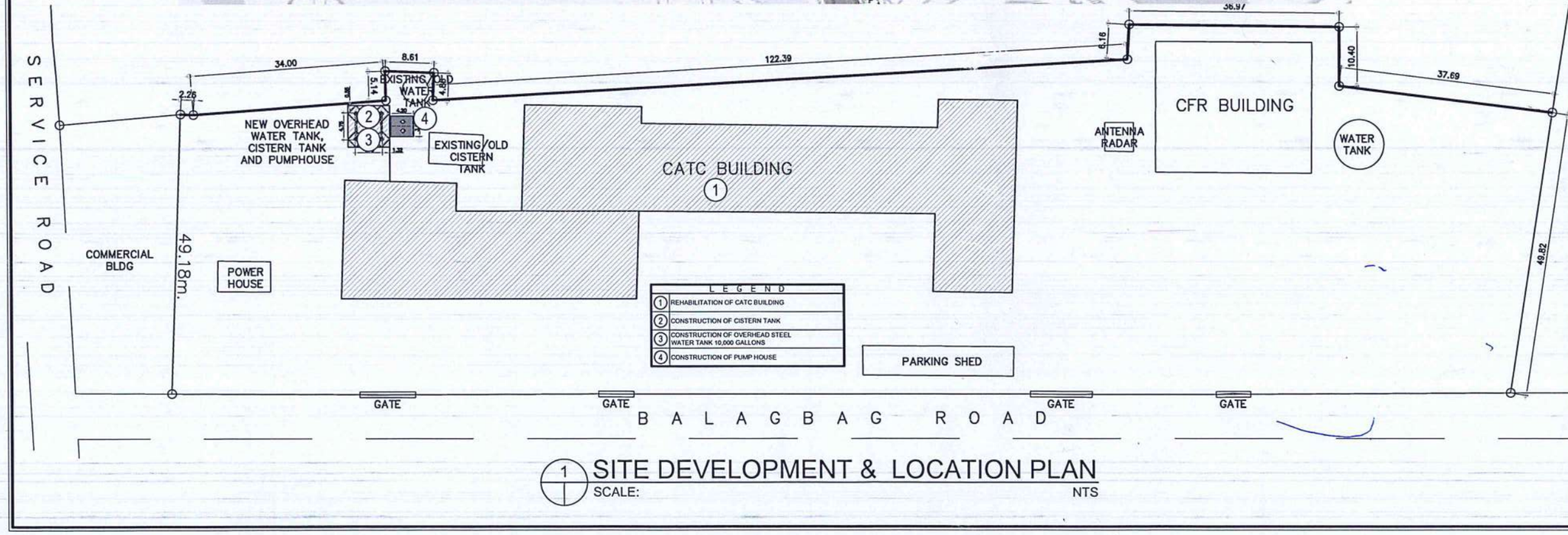

1 SITE DEVELOPMENT & LOCATION PLAN

SCALE: NTS

REPUBLIC OF THE PHILIPPINES
CIVIL AVIATION AUTHORITY OF THE PHILIPPINES
MIA ROAD, 1300 PASAY CITY

THIS DRAWINGS IS EXCLUSIVE PROPERTIES OF *CIVIL AVIATION AUTHORITY OF THE PHILIPPINES* AND MUST NOT BE REPRODUCED, EXHIBITED, LOANED NOR COPIED IN PART OR IN WHOLE WITHOUT PROPER PERMISSION AND/OR WRITTEN CONSENT FROM THE DIRECTOR GENERAL CAAP.

AERODROME DEVELOPMENT AND MANAGEMENT SERVICE

INFRASTRUCTURE DEVELOPMENT AND DESIGN DIVISION

DESIGN STAFF:	INITIAL / DATE	
DESIGNED BY:	IDDD	
DRAWN BY:	DRPG	
CHECKED BY:		

REVIEWED BY:
RAUL R. CRUCENA
Division Chief III, IDDD - ADMS

SUBMITTED BY:
ARNEL F. BORLADO
Department Manager III, AED-ADMS

RECOMMENDED APPROVAL:
LT.COL VALENTINO A DIONELA PAF (RET)
ADG II, ADMS

APPROVED:
CAPTAIN MANUEL ANTONIO L. TAMAYO
Director General

NOTES/REVISIONS:

PROJECT:
REHABILITATION OF CATC BUILDING

LOCATION:
CATC, MERVILLE ACCESS RD, 201, PASAY CITY

SHEET CONTENTS:
- SITE DEVELOPMENT PLAN
- LOCATION PLAN

DRAWING SCALE:	SHEET NO:
AS SHOWN	

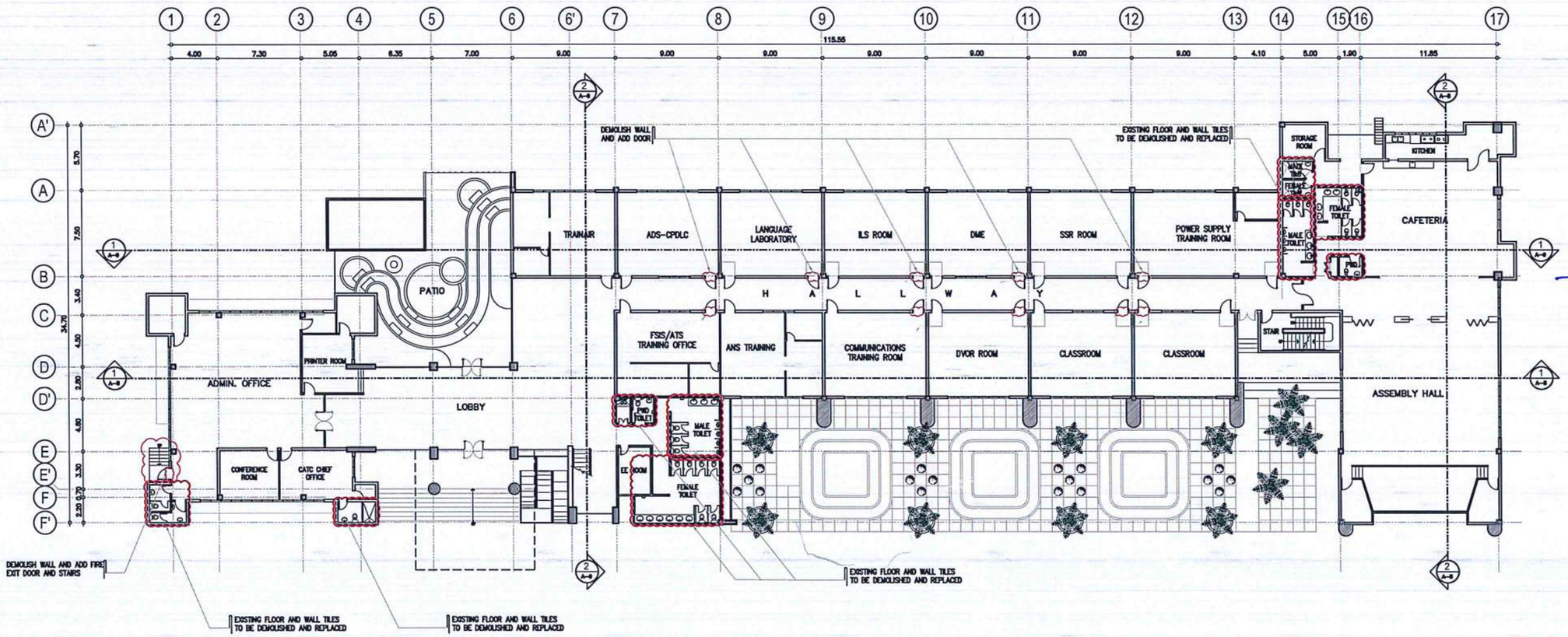

1 / A-1 GROUND FLOOR PLAN

SCALE: 1 : 2250M

BAGONG PILIPINAS

REPUBLIC OF THE PHILIPPINES
DEPARTMENT OF TRANSPORTATION
CIVIL AVIATION AUTHORITY OF THE PHILIPPINES
AERODROME DEVELOPMENT AND MANAGEMENT SERVICE
NAIA ROAD, 1300 PASAY CITY

THIS DRAWINGS AND DESIGN IS EXCLUSIVE PROPERTIES OF *CIVIL AVIATION AUTHORITY OF THE PHILIPPINES* AND SUCH MUST NOT BE REPRODUCED, EXHIBITED, LOANED NOR COPIED IN PART OR IN WHOLE WITHOUT PROPER PERMISSION AND/OR WRITTEN CONSENT FROM THE DIRECTOR GENERAL CAAP.

AERODROME DEVELOPMENT AND MANAGEMENT SERVICE

INFRASTRUCTURE DEVELOPMENT AND DESIGN DIVISION

DESIGN STAFF:	INITIAL / DATE	
DESIGNED BY:	IDDD	
DRAWN BY:	MPLR	
CHECKED BY:		

REVIEWED BY:
RAUL R. CRUCENA
Division Chief III, IDDD-AED

SUBMITTED BY:
ARNEL F. BORLADO
Department Manager III, AED-ADMS

RECOMMEND APPROVAL:
LT COL VALENTINO A DIONELA PAF (RET)
Assistant Director General II, ADMS

APPROVED:
CAPTAIN MANUEL ANTONIO L. TAMAYO
Director General

NOTES/REVISIONS:

PROJECT:
REHABILITATION OF CATC BUILDING

LOCATION:
CATC, MERVILLE ACCESS RD.
201, PASAY CITY

SHEET CONTENTS:
- GROUND FLOOR PLAN

DRAWING SCALE:	SHEET NO:
AS SHOWN	A-1

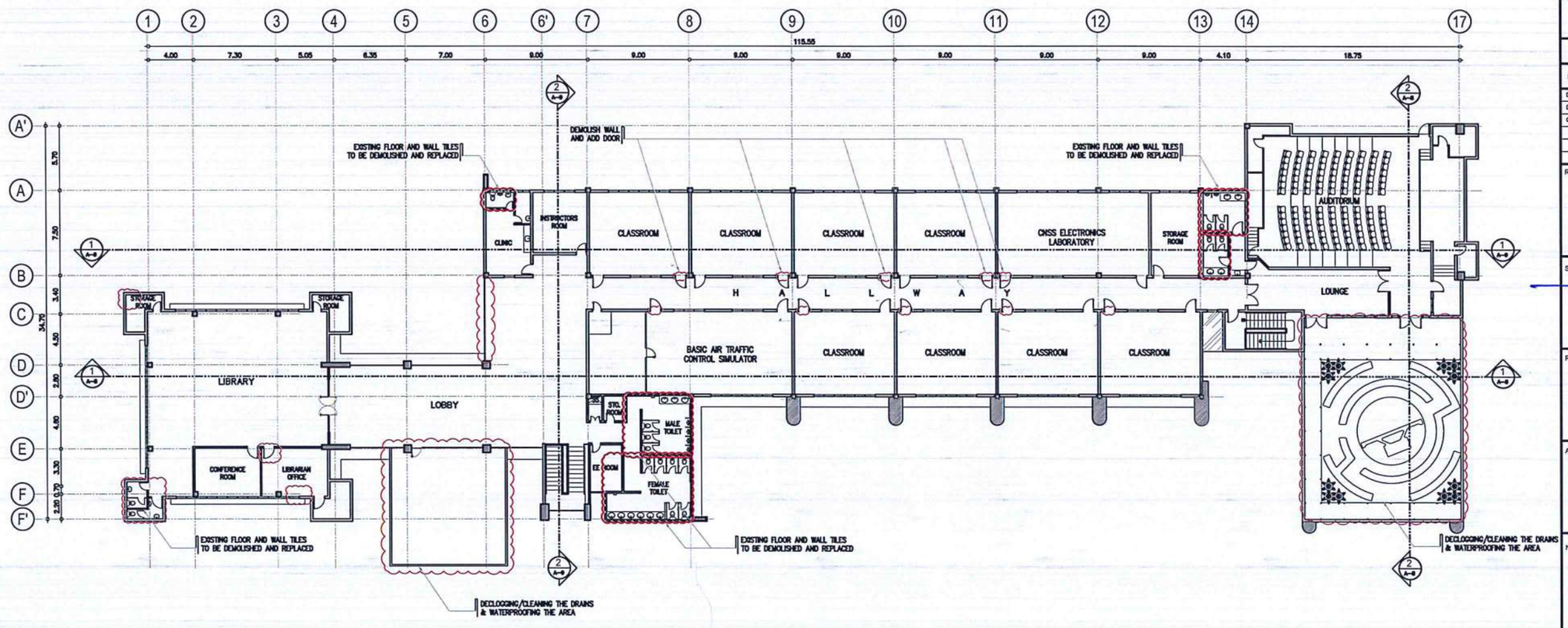

1 / A-2 SECOND FLOOR PLAN

SCALE: 1 : 2250M

REPUBLIC OF THE PHILIPPINES
DEPARTMENT OF TRANSPORTATION
CIVIL AVIATION AUTHORITY OF THE PHILIPPINES
AERODROME DEVELOPMENT AND MANAGEMENT SERVICE
NAIA ROAD, 1300 PASAY CITY

THIS DRAWINGS AND DESIGN IS EXCLUSIVE PROPERTIES OF *CIVIL AVIATION AUTHORITY OF THE PHILIPPINES* AND SUCH MUST NOT BE REPRODUCED, EXHIBITED, LOANED NOR COPIED IN PART OR IN WHOLE WITHOUT PROPER PERMISSION AND/OR WRITTEN CONSENT FROM THE DIRECTOR GENERAL CAAP.

AERODROME DEVELOPMENT AND MANAGEMENT SERVICE

INFRASTRUCTURE DEVELOPMENT AND DESIGN DIVISION

DESIGN STAFF:	INITIAL / DATE
DESIGNED BY:	IDDD
DRAWN BY:	MPLR
CHECKED BY:	

REVIEWED BY:
RAUL R. CRUCENA
Division Chief III, IDDD-AED

SUBMITTED BY:
ARNEL F. BORLADO
Department Manager III, AED-ADMS

RECOMMEND APPROVAL:
LT COL VALENTINO A DIONELA PAF (RET)
Assistant Director General II, ADMS

APPROVED:
CAPTAIN MANUEL ANTONIO L. TAMAYO
Director General

NOTES/REVISIONS:

PROJECT:
REHABILITATION OF CATC BUILDING

LOCATION:
CATC, MERVILLE ACCESS RD.
201, PASAY CITY

SHEET CONTENTS:
- SECOND FLOOR PLAN

DRAWING SCALE:	SHEET NO:
AS SHOWN	A-2

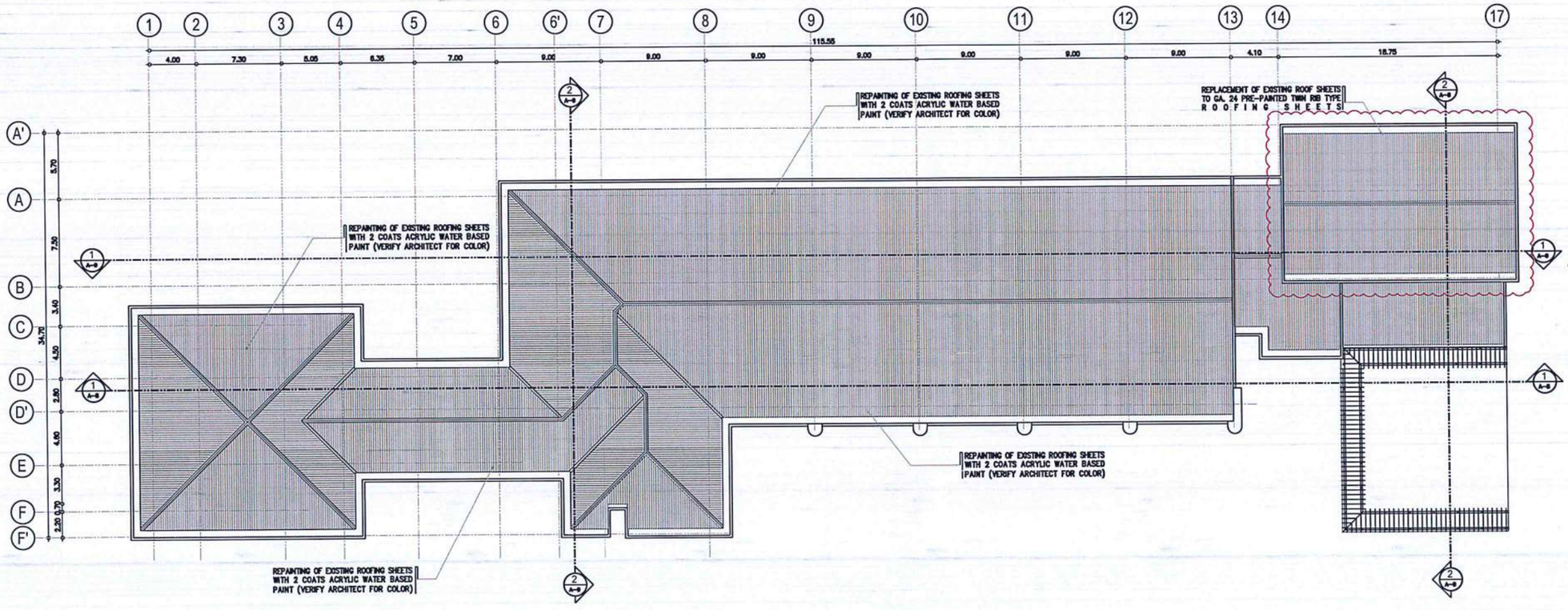

1 / A-3 ROOF PLAN
SCALE: 1 : 2250M

REPUBLIC OF THE PHILIPPINES
DEPARTMENT OF TRANSPORTATION
CIVIL AVIATION AUTHORITY OF THE PHILIPPINES
AERODROME DEVELOPMENT AND MANAGEMENT SERVICE
NAIA ROAD, 1300 PASAY CITY

BAGONG PILIPINAS

THIS DRAWINGS AND DESIGN IS EXCLUSIVE PROPERTIES OF *CIVIL AVIATION AUTHORITY OF THE PHILIPPINES* AND SUCH MUST NOT BE REPRODUCED, EXHIBITED, LOANED NOR COPIED IN PART OR IN WHOLE WITHOUT PROPER PERMISSION AND/OR WRITTEN CONSENT FROM THE DIRECTOR GENERAL CAAP.

AERODROME DEVELOPMENT AND MANAGEMENT SERVICE

INFRASTRUCTURE DEVELOPMENT AND DESIGN DIVISION

DESIGN STAFF:	INITIAL / DATE
DESIGNED BY:	IDDD
DRAWN BY:	MPLR
CHECKED BY:	

REVIEWED BY:
RAUL R. CRUCENA
Division Chief III, IDDD-AED

SUBMITTED BY:
ARNEL F. BORLADO
Department Manager III, AED-ADMS

RECOMMEND APPROVAL:
LT COL VALENTINO A DIONELA PAF (RET)
Assistant Director General II, ADMS

APPROVED:
CAPTAIN MANUEL ANTONIO L. TAMAYO
Director General

NOTES/REVISIONS:

PROJECT:
REHABILITATION OF CATC BUILDING

LOCATION:
CATC, MERVILLE ACCESS RD.
201, PASAY CITY

SHEET CONTENTS:
- ROOF PLAN

DRAWING SCALE:	SHEET NO:
AS SHOWN	A-3

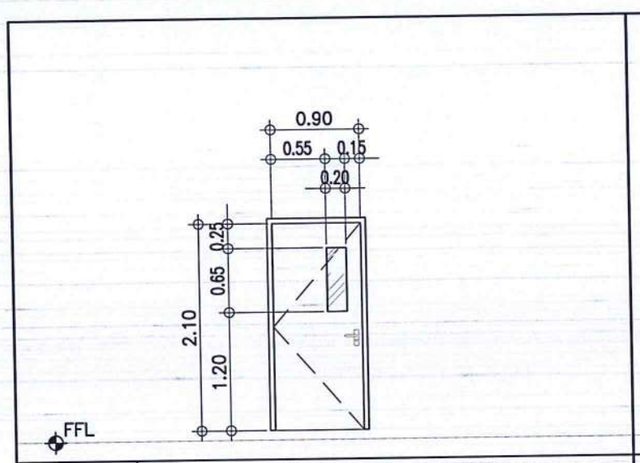

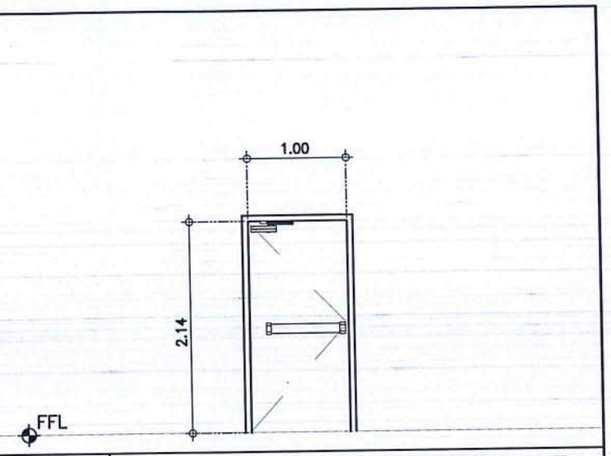

D/1	SINGLE SWING WOOD FLUSH TYPE HOLLOW CORE IN ENAMEL PAINT FINISH WITH 6MM THK. CLEAR ANNEALED GLASS FIXED WINDOW
DIMENSIONS:	900MM x 2100MM (EXCLUDING DOOR JAMB)
HARDWARES:	BUTT HINGES; CHROME LEVER TYPE LOCKSET; DOOR STOPPER; HEAVY DUTY DOOR CLOSER
LOCATION:	CLASSROOMS ⊙ GROUND AND SECOND FLOOR
NO. OF SETS:	20 SET
JAMB:	50MM X 150MM TANGUILE KD WOOD FRAME
HEADER:	

D/2	SINGLE SWING 1.2mm THK METAL DOOR IN PRIMER PAINTED FINISH; POWDER COATED
DIMENSIONS:	1000MM x 2140MM (EXCLUDING DOOR JAMB)
HARDWARES:	PANIC DEVICE; BUTT HINGES; DOOR STOPPER; HEAVY DUTY DOOR CLOSER; DOOR LOCK
LOCATION:	ADMIN OFFICE
NO. OF SETS:	1 SET
JAMB:	60MM X 150MM 1.6mm THK GALVANIZED METAL SHEET
HEADER:	

1/A-5 SCHEDULE OF DOORS

SCALE: 1 : 300M

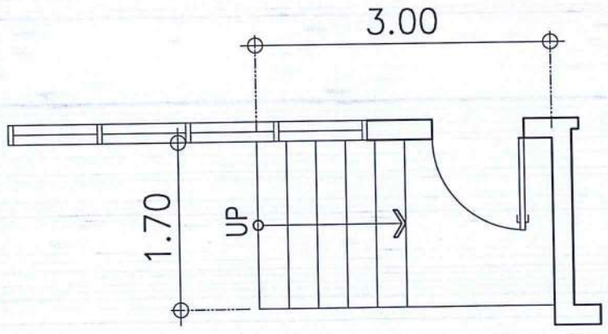

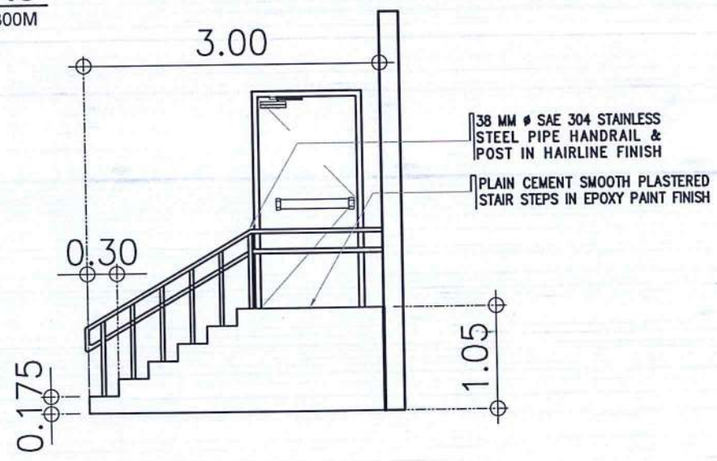

2/A-5 STAIR DETAILS

SCALE: 1 : 300M

REPUBLIC OF THE PHILIPPINES
DEPARTMENT OF TRANSPORTATION
CIVIL AVIATION AUTHORITY OF THE PHILIPPINES
AERODROME DEVELOPMENT AND MANAGEMENT SERVICE
NAIA ROAD, 1300 PASAY CITY

THIS DRAWINGS AND DESIGN IS EXCLUSIVE PROPERTIES OF *CIVIL AVIATION AUTHORITY OF THE PHILIPPINES* AND SUCH MUST NOT BE REPRODUCED, EXHIBITED, LOANED NOR COPIED IN PART OR IN WHOLE WITHOUT PROPER PERMISSION AND/OR WRITTEN CONSENT FROM THE DIRECTOR GENERAL CAAP.

AERODROME DEVELOPMENT AND MANAGEMENT SERVICE

INFRASTRUCTURE DEVELOPMENT AND DESIGN DIVISION

DESIGN STAFF:	INITIAL / DATE
DESIGNED BY:	IDDD
DRAWN BY:	MPLR
CHECKED BY:	

REVIEWED BY:
RAUL R. CRUCENA
Division Chief III/NDDD-AED

SUBMITTED BY:
ARNEL F. BORLADO
Department Manager III, AED-ADMS

RECOMMEND APPROVAL:
LT COL VALENTINO A DIONELA PAF (RET)
Assistant Director General II, ADMS

APPROVED:
CAPTAIN MANUEL ANTONIO L. TAMAYO
Director General

NOTES/REVISIONS:

PROJECT:
REHABILITATION OF CATC BUILDING

LOCATION:
CATC, MERVILLE ACCESS RD.
201, PASAY CITY

SHEET CONTENTS:
- SCHEDULE OF DOORS
- STAIR DETAILS

DRAWING SCALE:	SHEET NO:
AS SHOWN	A-4

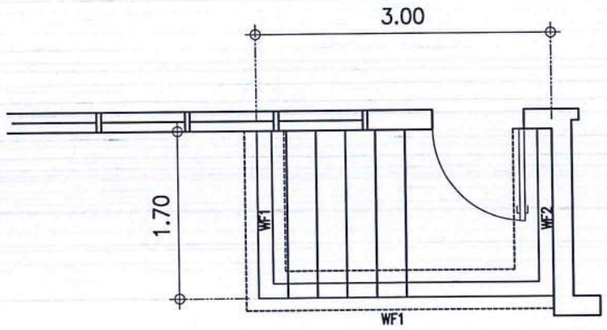

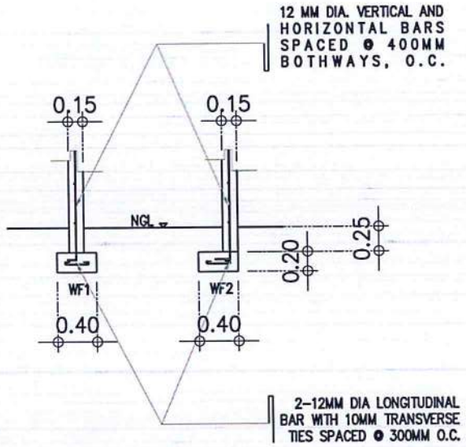

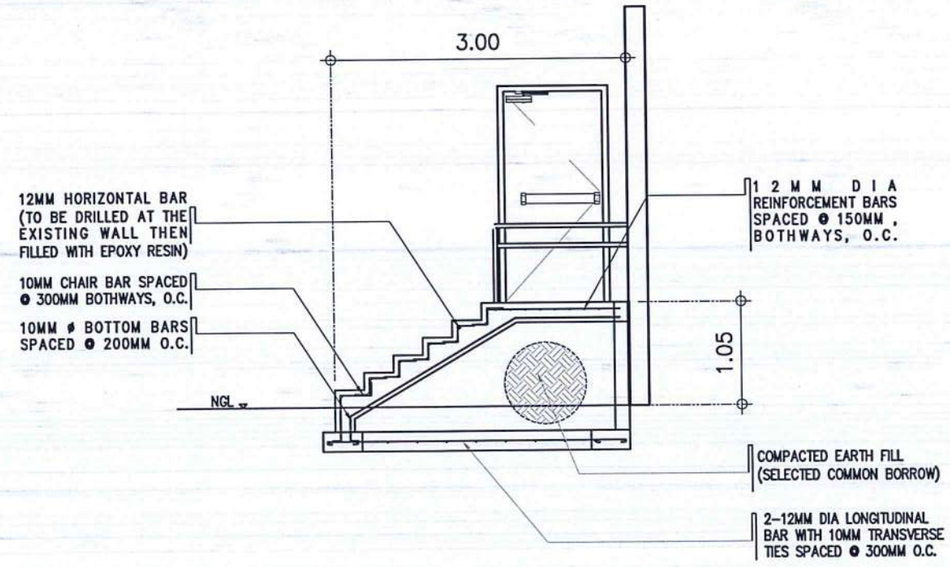

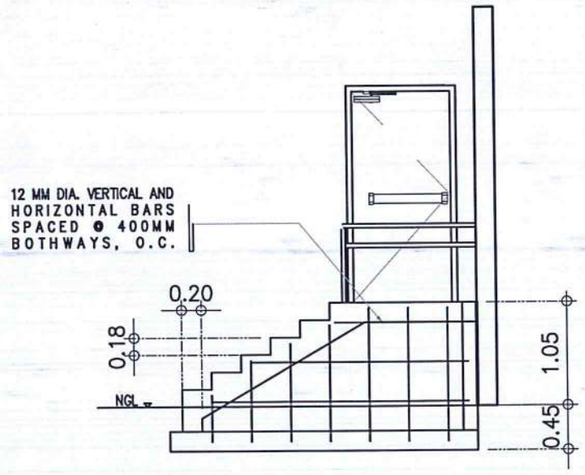

1 / A-6 STRCUTURAL STAIR DETAILS

SCALE: 1 : 300M

REPUBLIC OF THE PHILIPPINES
DEPARTMENT OF TRANSPORTATION
CIVIL AVIATION AUTHORITY OF THE PHILIPPINES
AERODROME DEVELOPMENT AND MANAGEMENT SERVICE
NAIA ROAD, 1300 PASAY CITY

THIS DRAWINGS AND DESIGN IS EXCLUSIVE PROPERTIES OF *CIVIL AVIATION AUTHORITY OF THE PHILIPPINES* AND SUCH MUST NOT BE REPRODUCED, EXHIBITED, LOANED NOR COPIED IN PART OR IN WHOLE WITHOUT PROPER PERMISSION AND/OR WRITTEN CONSENT FROM THE DIRECTOR GENERAL CAAP.

AERODROME DEVELOPMENT AND MANAGEMENT SERVICE

INFRASTRUCTURE DEVELOPMENT AND DESIGN DIVISION

DESIGN STAFF:	INITIAL / DATE	
DESIGNED BY:	IDDD	
DRAWN BY:	MPLR	
CHECKED BY:		

REVIEWED BY:
RAUL R. CRUCENA
Division Chief III, IDDD-AED

SUBMITTED BY:
ARNEL F. BORLADO
Department Manager III, AED-ADMS

RECOMMEND APPROVAL:
LT COL VALENTINO A DIONELA PAF (RET)
Assistant Director General II, ADMS

APPROVED:
CAPTAIN MANUEL ANTONIO L. TAMAYO
Director General

NOTES/REVISIONS:

PROJECT:
REHABILITATION OF CATC BUILDING

LOCATION:
CATC, MERVILLE ACCESS RD.
201, PASAY CITY

SHEET CONTENTS:
- STRUCTURAL STAIR DETAILS

DRAWING SCALE:	SHEET NO:
AS SHOWN	A-5

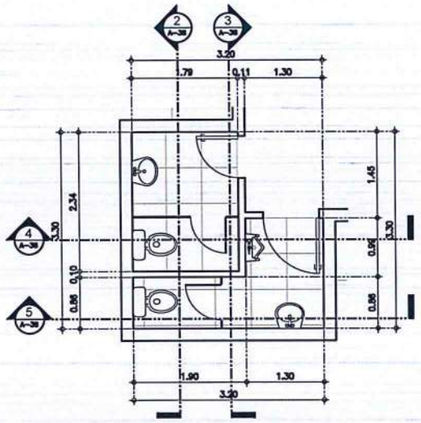

TOILET @ ADMIN OFFICE
1 A-8 DETAILED PLAN
SCALE: 1 : 50 M

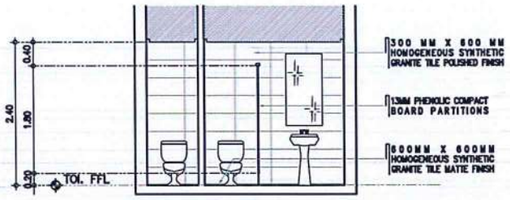

TOILET @ ADMIN OFFICE
2 A-8 DETAILED SECTION A
SCALE: 1 : 50 M

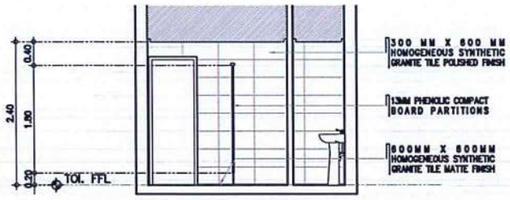

TOILET @ ADMIN OFFICE
3 A-8 DETAILED SECTION B
SCALE: 1 : 50 M

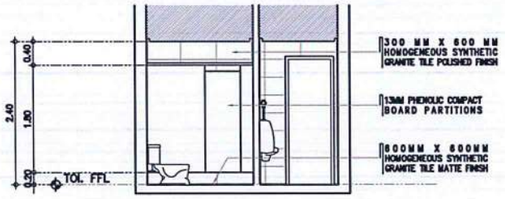

TOILET @ ADMIN OFFICE
4 A-8 DETAILED SECTION C
SCALE: 1 : 50 M

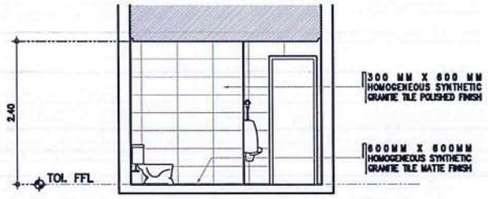

TOILET @ ADMIN OFFICE
5 A-8 DETAILED SECTION D
SCALE: 1 : 50 M

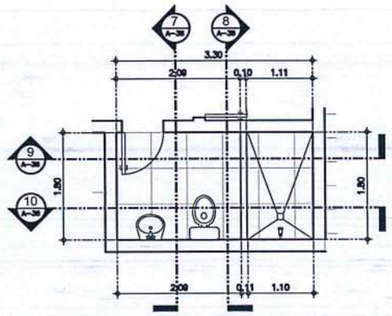

TOILET @ CATC CHIEF OFFICE
6 A-8 DETAILED PLAN
SCALE: 1 : 50 M

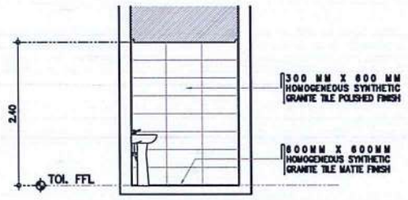

TOILET @ CATC CHIEF OFFICE
7 A-8 DETAILED SECTION A
SCALE: 1 : 50 M

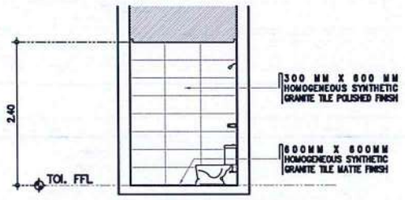

TOILET @ CATC CHIEF OFFICE
8 A-8 DETAILED SECTION B
SCALE: 1 : 50 M

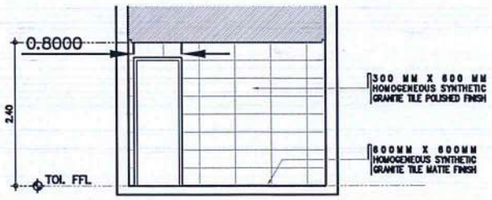

TOILET @ CATC CHIEF OFFICE
9 A-8 DETAILED SECTION C
SCALE: 1 : 50 M

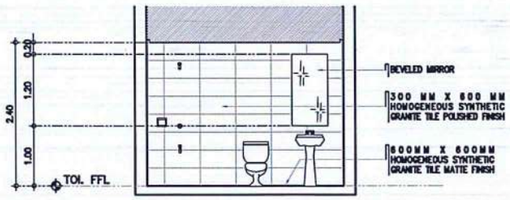

TOILET @ CATC CHIEF OFFICE
10 A-8 DETAILED SECTION D
SCALE: 1 : 50 M

REPUBLIC OF THE PHILIPPINES
DEPARTMENT OF TRANSPORTATION
CIVIL AVIATION AUTHORITY OF THE PHILIPPINES
AERODROME DEVELOPMENT AND MANAGEMENT SERVICE
NAIA ROAD, 1300 PASAY CITY

BAGONG PILIPINAS

THIS DRAWINGS AND DESIGN IS EXCLUSIVE PROPERTIES OF *CIVIL AVIATION AUTHORITY OF THE PHILIPPINES* AND SUCH MUST NOT BE REPRODUCED, EXHIBITED, LOANED NOR COPIED IN PART OR IN WHOLE WITHOUT PROPER PERMISSION AND/OR WRITTEN CONSENT FROM THE DIRECTOR GENERAL CAAP.

AERODROME DEVELOPMENT AND MANAGEMENT SERVICE

INFRASTRUCTURE DEVELOPMENT AND DESIGN DIVISION

DESIGN STAFF:	INITIAL / DATE
DESIGNED BY:	IDDD
DRAWN BY:	MPLR
CHECKED BY:	

REVIEWED BY:
RAUL R. CRUCENA
Division Chief III, IDDD-AED

SUBMITTED BY:
ARNEL F. BORLADO
Department Manager III, AED-ADMS

RECOMMEND APPROVAL:
LT COL VALENTINO A DIONELA PAF (RET)
Assistant Director General II, ADMS

APPROVED:
CAPTAIN MANUEL ANTONIO L. TAMAYO
Director General

NOTES/REVISIONS:

PROJECT:
REHABILITATION OF CATC BUILDING

LOCATION:
CATC, MERVILLE ACCESS RD.
201, PASAY CITY

SHEET CONTENTS:
- SECTION OF ADMIN OFFICE TOILET
- SECTION OF CHIEF OFFICE TOILET

DRAWING SCALE:	SHEET NO:
AS SHOWN	A-7

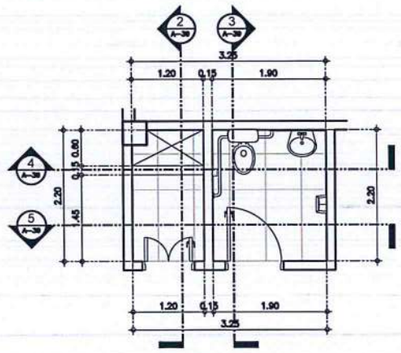

PWD TOILET @ LOBBY
1 A-9 DETAILED PLAN
SCALE: 1 : 50 M

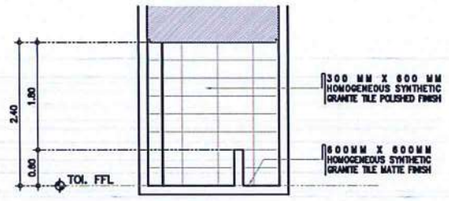

PWD TOILET @ LOBBY
2 A-9 DETAILED SECTION A
SCALE: 1 : 50 M

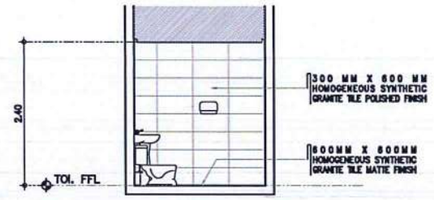

PWD TOILET @ LOBBY
3 A-9 DETAILED SECTION B
SCALE: 1 : 50 M

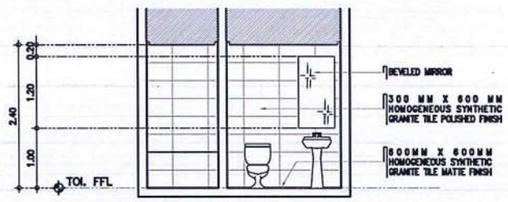

PWD TOILET @ LOBBY
4 A-9 DETAILED SECTION C
SCALE: 1 : 50 M

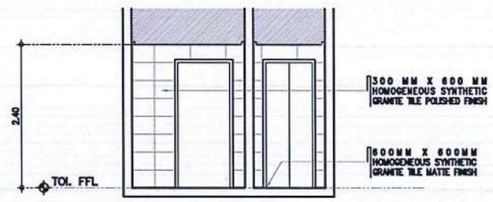

PWD TOILET @ LOBBY
5 A-9 DETAILED SECTION D
SCALE: 1 : 50 M

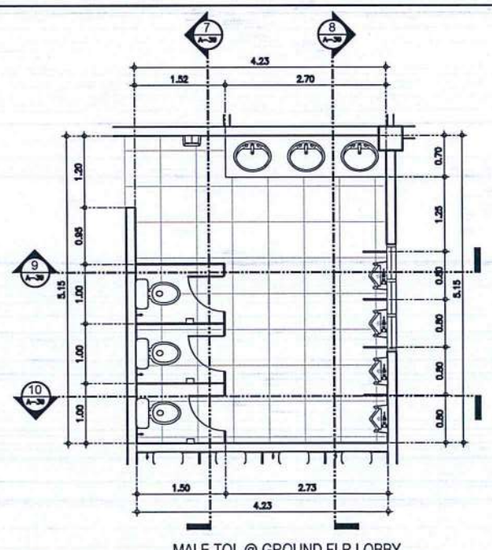

MALE TOI. @ GROUND FLR LOBBY
6 A-9 DETAILED PLAN
SCALE: 1 : 50 M

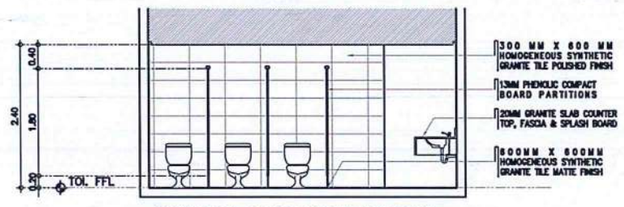

MALE TOI. @ GROUND FLR LOBBY
7 A-9 DETAILED SECTION A
SCALE: 1 : 50 M

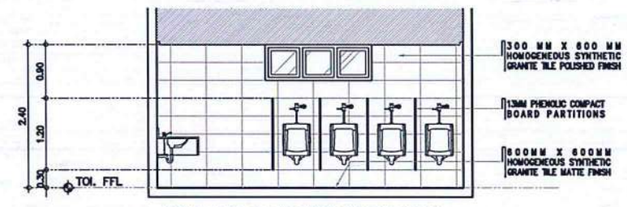

MALE TOI. @ GROUND FLR LOBBY
8 A-9 DETAILED SECTION B
SCALE: 1 : 50 M

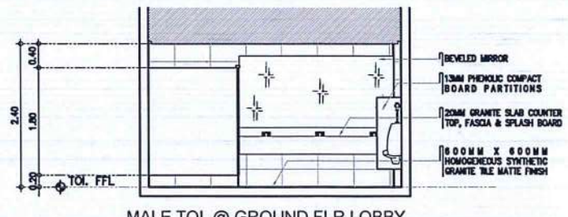

MALE TOI. @ GROUND FLR LOBBY
9 A-9 DETAILED SECTION C
SCALE: 1 : 50 M

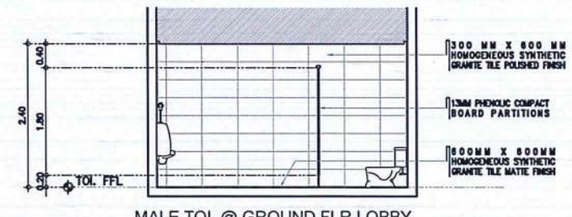

MALE TOI. @ GROUND FLR LOBBY
10 A-9 DETAILED SECTION D
SCALE: 1 : 50 M

REPUBLIC OF THE PHILIPPINES
DEPARTMENT OF TRANSPORTATION
CIVIL AVIATION AUTHORITY OF THE PHILIPPINES
AERODROME DEVELOPMENT AND MANAGEMENT SERVICE
NAIA ROAD, 1300 PASAY CITY

THIS DRAWINGS AND DESIGN IS EXCLUSIVE PROPERTIES OF *CIVIL AVIATION AUTHORITY OF THE PHILIPPINES* AND SUCH MUST NOT BE REPRODUCED, EXHIBITED, LOANED NOR COPIED IN PART OR IN WHOLE WITHOUT PROPER PERMISSION AND/OR WRITTEN CONSENT FROM THE DIRECTOR GENERAL CAAP.

AERODROME DEVELOPMENT AND MANAGEMENT SERVICE

INFRASTRUCTURE DEVELOPMENT AND DESIGN DIVISION

DESIGN STAFF:	INITIAL / DATE	
DESIGNED BY:	IDDD	
DRAWN BY:	MPLR	
CHECKED BY:		

REVIEWED BY:
RAUL R. CRUCENA
Division Chief III, IDDD-AED

SUBMITTED BY:
ARNEL P. BORLADO
Department Manager III, AED-ADMS

RECOMMEND APPROVAL:
LT COL VALENTINO A. DIONELA PAF (RET)
Assistant Director General II, ADMS

APPROVED:
CAPTAIN MANUEL ANTONIO L. TAMAYO
Director General

NOTES/REVISIONS:

PROJECT:
REHABILITATION OF CATC BUILDING

LOCATION:
CATC, MERVILLE ACCESS RD.
201, PASAY CITY

SHEET CONTENTS:
- SECTION OF PWD TOILET AT LOBBY
- SECTION OF MALE TOILET AT LOBBY

DRAWING SCALE:
SHEET NO: A-8

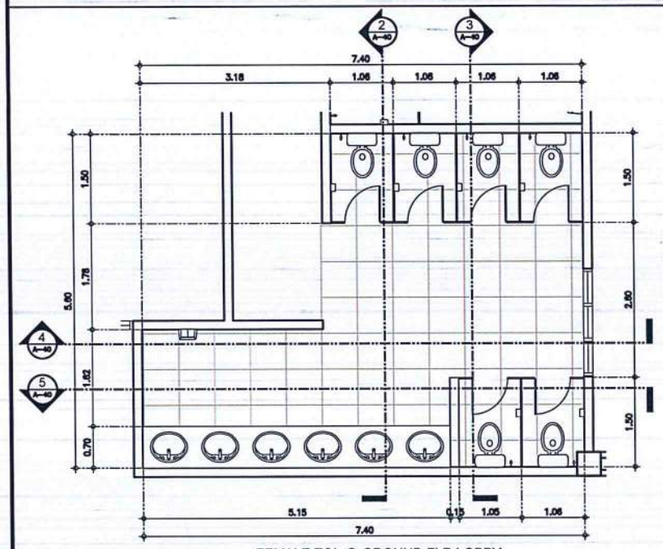

FEMALE TOI. @ GROUND FLR LOBBY
1 A-10 DETAILED PLAN
SCALE: 1 : 50 M

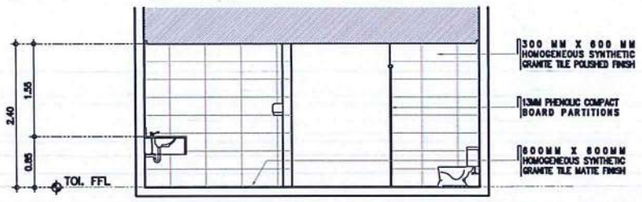

FEMALE TOI. @ GROUND FLR LOBBY
2 A-10 DETAILED SECTION A
SCALE: 1 : 50 M

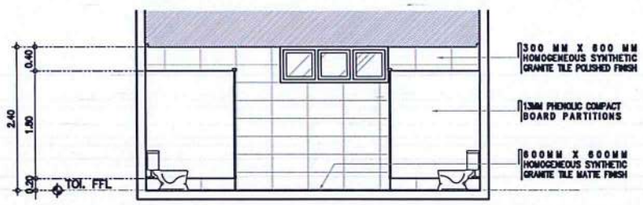

FEMALE TOI. @ GROUND FLR LOBBY
3 A-10 DETAILED SECTION B
SCALE: 1 : 50 M

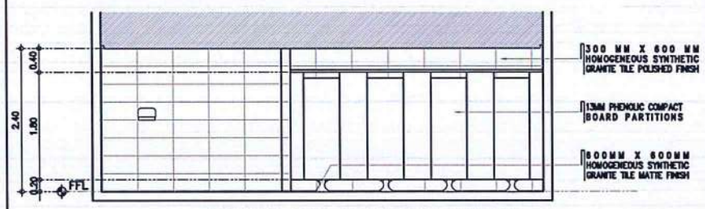

FEMALE TOI. @ GROUND FLR LOBBY
4 A-10 DETAILED SECTION C
SCALE: 1 : 50 M

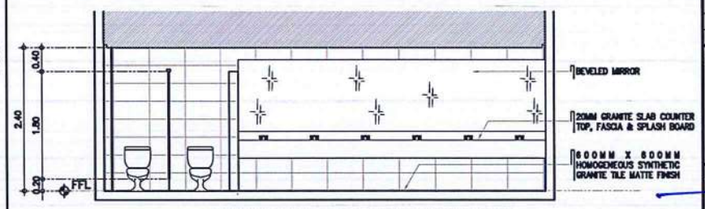

FEMALE TOI. @ GROUND FLR LOBBY
5 A-10 DETAILED SECTION D
SCALE: 1 : 50 M

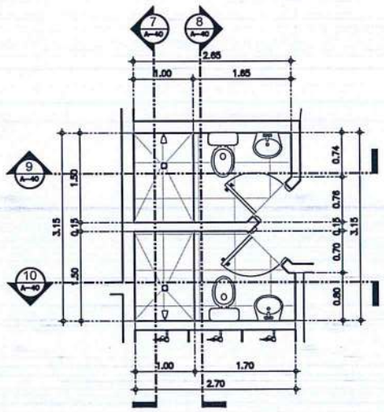

T & B @ CAFETERIA
6 A-10 DETAILED PLAN
SCALE: 1 : 50 M

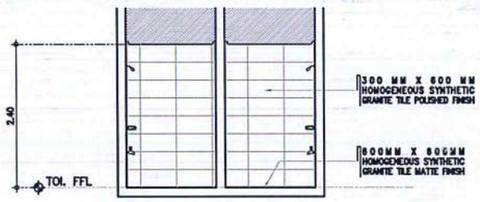

T & B @ CAFETERIA
7 A-10 DETAILED SECTION A
SCALE: 1 : 50 M

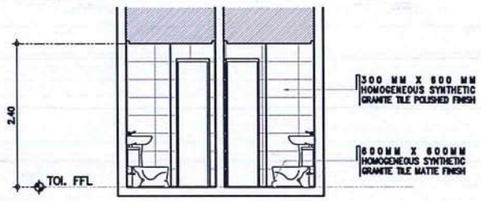

T & B @ CAFETERIA
8 A-10 DETAILED SECTION B
SCALE: 1 : 50 M

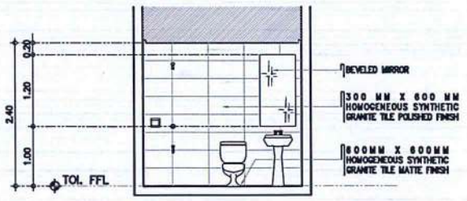

T & B @ CAFETERIA
9 A-10 DETAILED SECTION C
SCALE: 1 : 50 M

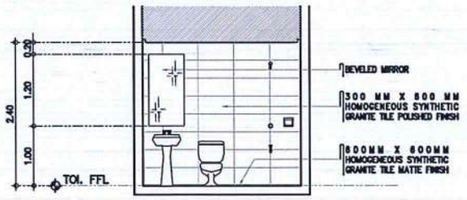

T & B @ CAFETERIA
10 A-10 DETAILED SECTION D
SCALE: 1 : 50 M

REPUBLIC OF THE PHILIPPINES
DEPARTMENT OF TRANSPORTATION
CIVIL AVIATION AUTHORITY OF THE PHILIPPINES
AERODROME DEVELOPMENT AND MANAGEMENT SERVICE
NAIA ROAD, 1300 PASAY CITY

THIS DRAWINGS AND DESIGN IS EXCLUSIVE PROPERTIES OF *CIVIL AVIATION AUTHORITY OF THE PHILIPPINES* AND SUCH MUST NOT BE REPRODUCED, EXHIBITED, LOANED NOR COPIED IN PART OR IN WHOLE WITHOUT PROPER PERMISSION AND/OR WRITTEN CONSENT FROM THE DIRECTOR GENERAL CAAP.

AERODROME DEVELOPMENT AND MANAGEMENT SERVICE

INFRASTRUCTURE DEVELOPMENT AND DESIGN DIVISION

DESIGN STAFF:	INITIAL / DATE
DESIGNED BY:	IDDD
DRAWN BY:	MPLR
CHECKED BY:	

REVIEWED BY:
RAULR. CRUCENA
Division Chief III, IDDD-AED

SUBMITTED BY:
ARNEL F. BORLADO
Department Manager III, AED-ADMS

RECOMMEND APPROVAL:
LT COL VALENTINO A DIONELA PAF (RET)
Assistant Director General II, ADMS

APPROVED:
CAPTAIN MANUEL ANTONIO L. TAMAYO
Director General

NOTES/REVISIONS:

PROJECT:
REHABILITATION OF CATC BUILDING

LOCATION:
CATC, MERVILLE ACCESS RD.
201, PASAY CITY

SHEET CONTENTS:
- Section of Female Toi. at Lobby
- Section of T&B at Cafeteria

DRAWING SCALE:

SHEET NO: A-9

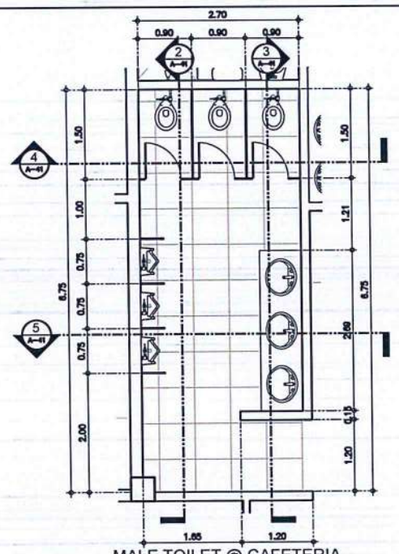

MALE TOILET @ CAFETERIA
1 / A-11 DETAILED PLAN
SCALE: 1 : 50 M

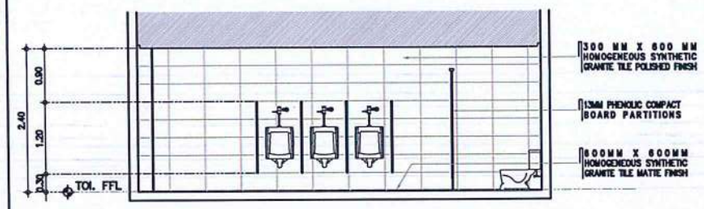

MALE TOILET @ CAFETERIA
2 / A-11 DETAILED SECTION A
SCALE: 1 : 50 M

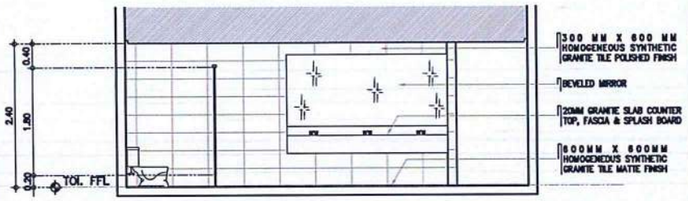

MALE TOILET @ CAFETERIA
3 / A-11 DETAILED SECTION B
SCALE: 1 : 50 M

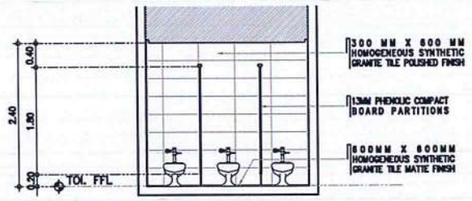

MALE TOILET @ CAFETERIA
4 / A-11 DETAILED SECTION C
SCALE: 1 : 50 M

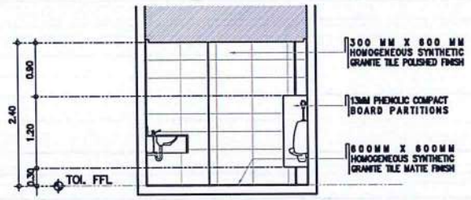

MALE TOILET @ CAFETERIA
5 / A-11 DETAILED SECTION D
SCALE: 1 : 50 M

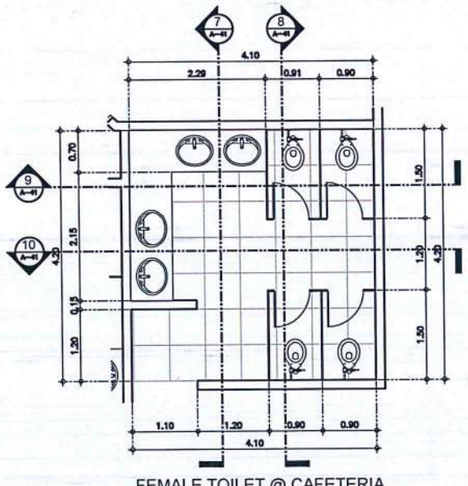

FEMALE TOILET @ CAFETERIA
6 / A-11 DETAILED PLAN
SCALE: 1 : 50 M

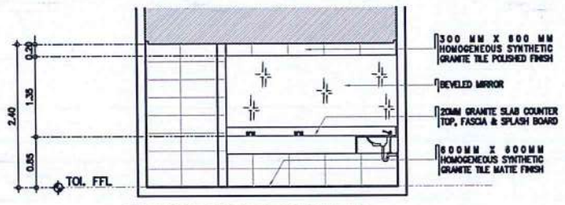

FEMALE TOILET @ CAFETERIA
7 / A-11 DETAILED SECTION A
SCALE: 1 : 50 M

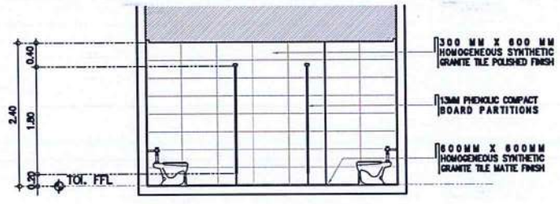

FEMALE TOILET @ CAFETERIA
8 / A-11 DETAILED SECTION B
SCALE: 1 : 50 M

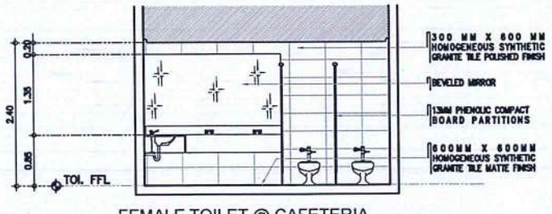

FEMALE TOILET @ CAFETERIA
9 / A-11 DETAILED SECTION C
SCALE: 1 : 50 M

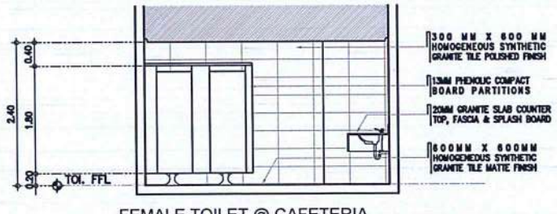

FEMALE TOILET @ CAFETERIA
10 / A-11 DETAILED SECTION D
SCALE: 1 : 50 M

REPUBLIC OF THE PHILIPPINES
DEPARTMENT OF TRANSPORTATION
CIVIL AVIATION AUTHORITY OF THE PHILIPPINES
AERODROME DEVELOPMENT AND MANAGEMENT SERVICE
NAIA ROAD, 1300 PASAY CITY

THIS DRAWINGS AND DESIGN IS EXCLUSIVE PROPERTIES OF *CIVIL AVIATION AUTHORITY OF THE PHILIPPINES* AND SUCH MUST NOT BE REPRODUCED, EXHIBITED, LOANED NOR COPIED IN PART OR IN WHOLE WITHOUT PROPER PERMISSION AND/OR WRITTEN CONSENT FROM THE DIRECTOR GENERAL CAAP.

AERODROME DEVELOPMENT AND MANAGEMENT SERVICE

INFRASTRUCTURE DEVELOPMENT AND DESIGN DIVISION

DESIGN STAFF:	INITIAL / DATE
DESIGNED BY:	IDDD
DRAWN BY:	MPLR
CHECKED BY:	

REVIEWED BY:
RAUL R. CRUCENA
Division Chief II, IDDD-AED

SUBMITTED BY:
ARNEL F. BORLADO
Department Manager III, AED-ADMS

RECOMMEND APPROVAL:
LT COL VALENTINO A DIONELA PAF (RET)
Assistant Director General II, ADMS

APPROVED:
CAPTAIN MANUEL ANTONIO L. TAMAYO
Director General

NOTES/REVISIONS:

PROJECT:
REHABILITATION OF CATC BUILDING

LOCATION:
CATC, MERVILLE ACCESS RD.
201, PASAY CITY

SHEET CONTENTS:
- Section of Male Toi. at Cafeteria
- Section of Female Toi. at Cafeteria

DRAWING SCALE:

SHEET NO: A-10

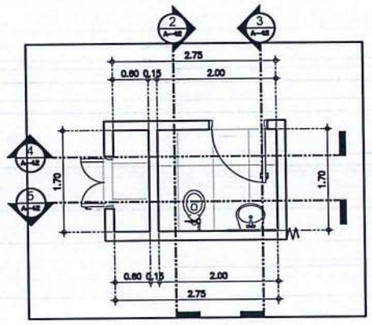

PWD TOILET @ CAFETERIA
1 A-12 DETAILED PLAN
SCALE: 1 : 50 M

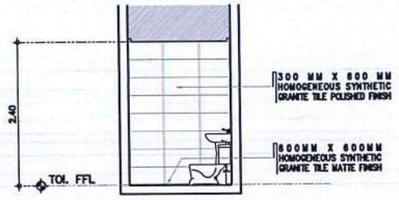

PWD TOILET @ CAFETERIA
2 A-12 DETAILED SECTION A
SCALE: 1 : 50 M

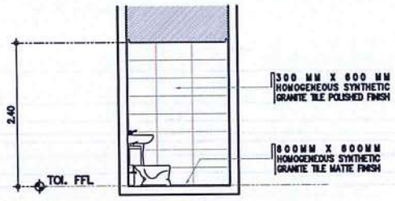

PWD TOILET @ CAFETERIA
3 A-12 DETAILED SECTION B
SCALE: 1 : 50 M

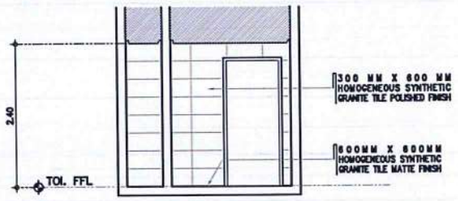

PWD TOILET @ CAFETERIA
4 A-12 DETAILED SECTION C
SCALE: 1 : 50 M

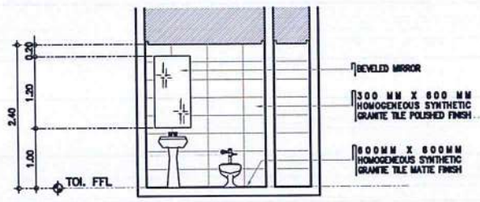

PWD TOILET @ CAFETERIA
5 A-12 DETAILED SECTION D
SCALE: 1 : 50 M

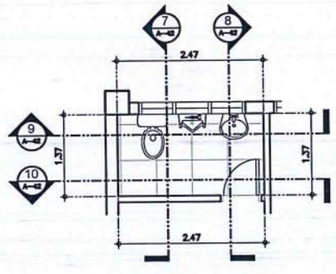

TOILET @ CLINIC
6 A-12 DETAILED PLAN
SCALE: 1 : 50 M

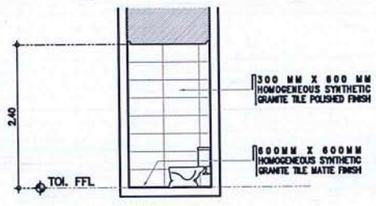

TOILET @ CLINIC
7 A-12 DETAILED SECTION A
SCALE: 1 : 50 M

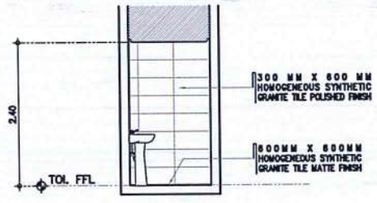

TOILET @ CLINIC
8 A-12 DETAILED SECTION B
SCALE: 1 : 50 M

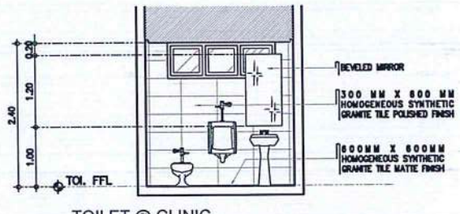

TOILET @ CLINIC
9 A-12 DETAILED SECTION C
SCALE: 1 : 50 M

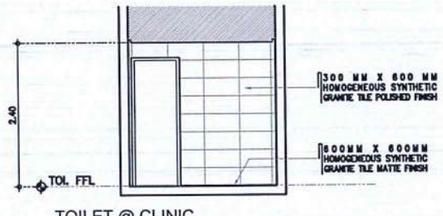

TOILET @ CLINIC
10 A-12 DETAILED SECTION D
SCALE: 1 : 50 M

REPUBLIC OF THE PHILIPPINES
DEPARTMENT OF TRANSPORTATION
CIVIL AVIATION AUTHORITY OF THE PHILIPPINES
AERODROME DEVELOPMENT AND MANAGEMENT SERVICE
NAIA ROAD, 1300 PASAY CITY

THIS DRAWINGS AND DESIGN IS EXCLUSIVE PROPERTIES OF *CIVIL AVIATION AUTHORITY OF THE PHILIPPINES* AND SUCH MUST NOT BE REPRODUCED, EXHIBITED, LOANED NOR COPIED IN PART OR IN WHOLE WITHOUT PROPER PERMISSION AND/OR WRITTEN CONSENT FROM THE DIRECTOR GENERAL CAAP.

AERODROME DEVELOPMENT AND MANAGEMENT SERVICE

INFRASTRUCTURE DEVELOPMENT AND DESIGN DIVISION

DESIGN STAFF:	INITIAL / DATE
DESIGNED BY:	IDDD
DRAWN BY:	MPLR
CHECKED BY:	

REVIEWED BY:
RAUL R. CRUCENA
Division Chief III, IDDD-AED

SUBMITTED BY:
ARNEL F. BORLADO
Department Manager III, AED-ADMS

RECOMMEND APPROVAL:
LT COL VALENTINO A DIONELA PAF (RET)
Assistant Director General II, ADMS

APPROVED:
CAPTAIN MANUEL ANTONIO L. TAMAYO
Director General

NOTES/REVISIONS:

PROJECT:
REHABILITATION OF CATC BUILDING

LOCATION:
CATC, MERVILLE ACCESS RD.
201, PASAY CITY

SHEET CONTENTS:
- Section of PWD Toilet at Cafeteria
- Section of Toilet at Clinic

DRAWING SCALE:

SHEET NO: A-11

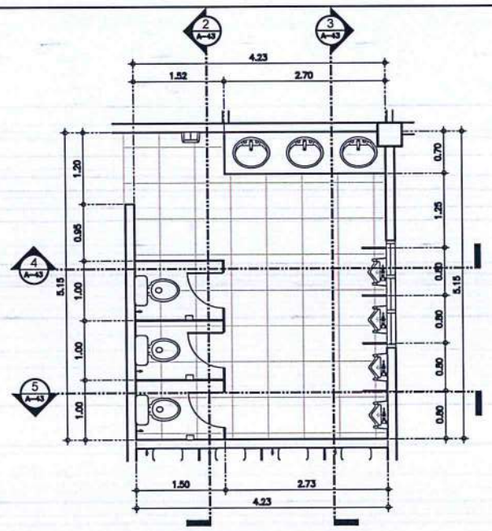

MALE TOILET @ 2ND FLR LOBBY
1 / A-13 DETAILED PLAN
SCALE: 1 : 50 M

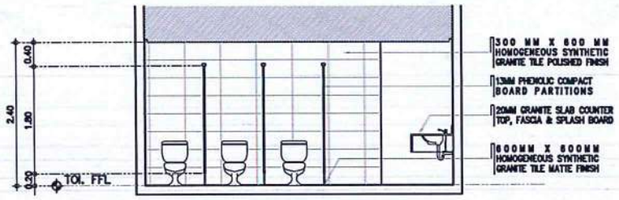

MALE TOILET @ 2ND FLR LOBBY
2 / A-13 DETAILED SECTION A
SCALE: 1 : 50 M

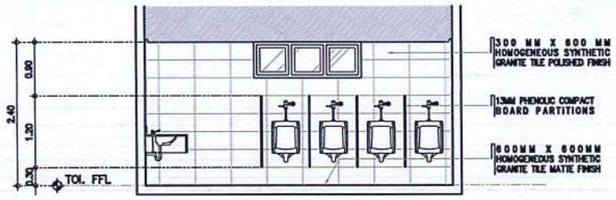

MALE TOILET @ 2ND FLR LOBBY
3 / A-13 DETAILED SECTION B
SCALE: 1 : 50 M

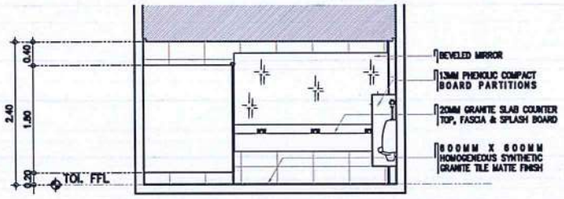

MALE TOILET @ 2ND FLR LOBBY
4 / A-13 DETAILED SECTION C
SCALE: 1 : 50 M

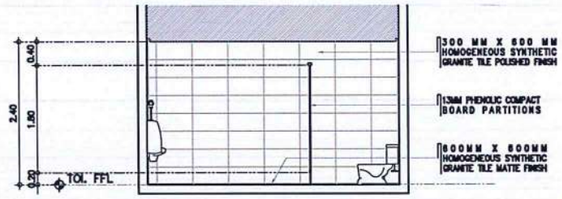

MALE TOILET @ 2ND FLR LOBBY
5 / A-13 DETAILED SECTION D
SCALE: 1 : 50 M

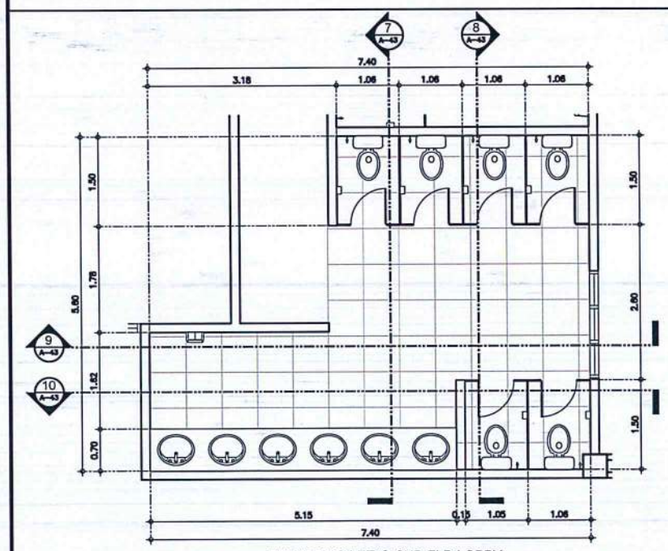

FEMALE TOILET @ 2ND FLR LOBBY
6 / A-13 DETAILED PLAN
SCALE: 1 : 50 M

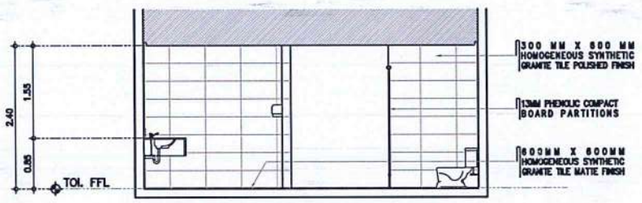

FEMALE TOILET @ 2ND FLR LOBBY
7 / A-13 DETAILED SECTION A
SCALE: 1 : 50 M

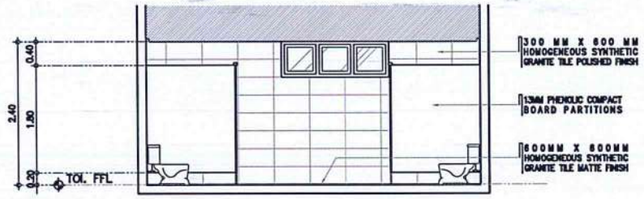

FEMALE TOILET @ 2ND FLR LOBBY
8 / A-13 DETAILED SECTION B
SCALE: 1 : 50 M

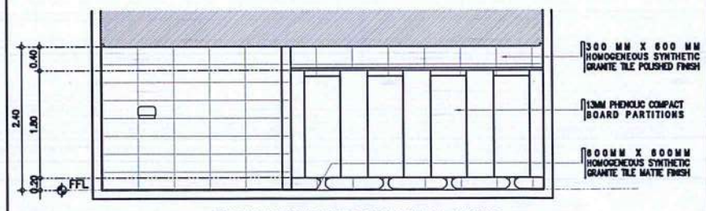

FEMALE TOILET @ 2ND FLR LOBBY
9 / A-13 DETAILED SECTION C
SCALE: 1 : 50 M

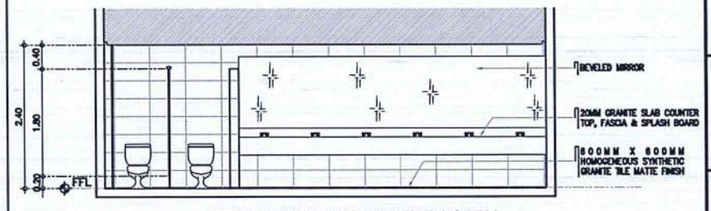

FEMALE TOILET @ 2ND FLR LOBBY
10 / A-13 DETAILED SECTION D
SCALE: 1 : 50 M

REPUBLIC OF THE PHILIPPINES
DEPARTMENT OF TRANSPORTATION
CIVIL AVIATION AUTHORITY OF THE PHILIPPINES
AERODROME DEVELOPMENT AND MANAGEMENT SERVICE
NAIA ROAD, 1300 PASAY CITY

THIS DRAWINGS AND DESIGN IS EXCLUSIVE PROPERTIES OF *CIVIL AVIATION AUTHORITY OF THE PHILIPPINES* AND SUCH MUST NOT BE REPRODUCED, EXHIBITED, LOANED NOR COPIED IN PART OR IN WHOLE WITHOUT PROPER PERMISSION AND/OR WRITTEN CONSENT FROM THE DIRECTOR GENERAL CAAP.

AERODROME DEVELOPMENT AND MANAGEMENT SERVICE

INFRASTRUCTURE DEVELOPMENT AND DESIGN DIVISION

DESIGN STAFF:	INITIAL / DATE
DESIGNED BY:	IDDD
DRAWN BY:	MPLR
CHECKED BY:	

REVIEWED BY:
RAUL R. CRUCENA
Division Chief II, IDDD-AED

SUBMITTED BY:
ARNEL F. BORLADO
Department Manager III, AED-ADMS

RECOMMEND APPROVAL:
LT COL VALENTINO A DIONELA PAF (RET)
Assistant Director General II, ADMS

APPROVED:
CAPTAIN MANUEL ANTONIO L. TAMAYO
Director General

NOTES/REVISIONS:

PROJECT:
REHABILITATION OF CATC BUILDING

LOCATION:
CATC, MERVILLE ACCESS RD.
201, PASAY CITY

SHEET CONTENTS:
- Section of 2nd floor Male Toilet
- Section of 2nd floor Female Toilet

DRAWING SCALE:

SHEET NO: A-12

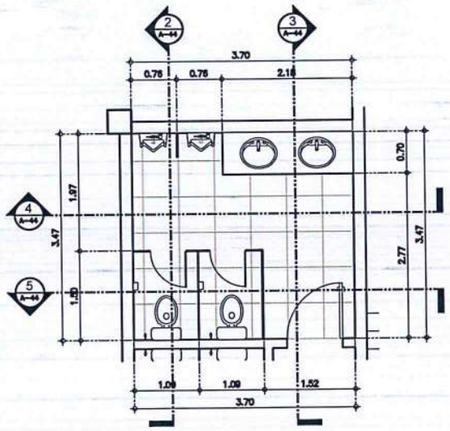

MALE TOILET @ AUDITORIUM
1 A-14 DETAILED PLAN
SCALE: 1 : 50 M

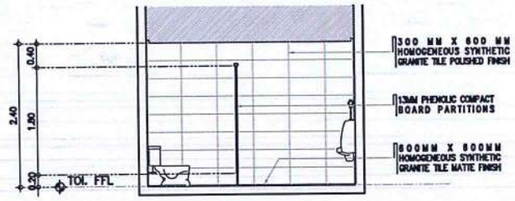

MALE TOILET @ AUDITORIUM
2 A-14 DETAILED SECTION A
SCALE: 1 : 50 M

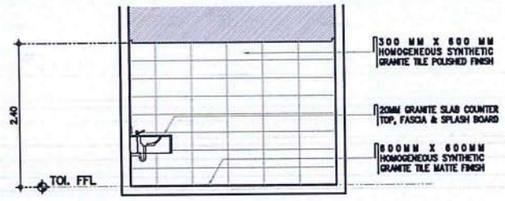

MALE TOILET @ AUDITORIUM
3 A-14 DETAILED SECTION B
SCALE: 1 : 50 M

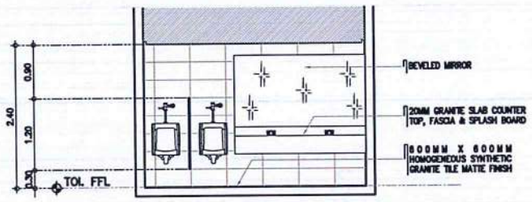

MALE TOILET @ AUDITORIUM
4 A-14 DETAILED SECTION C
SCALE: 1 : 50 M

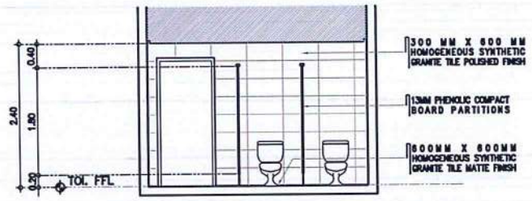

MALE TOILET @ AUDITORIUM
5 A-14 DETAILED SECTION D
SCALE: 1 : 50 M

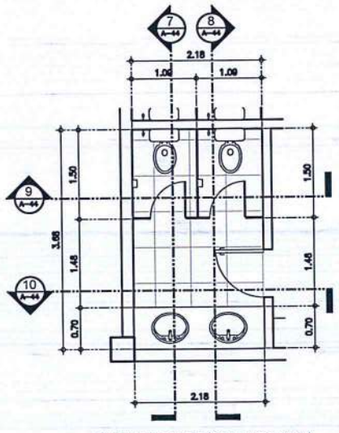

FEMALE TOILET @ AUDITORIUM
6 A-14 DETAILED PLAN
SCALE: 1 : 50 M

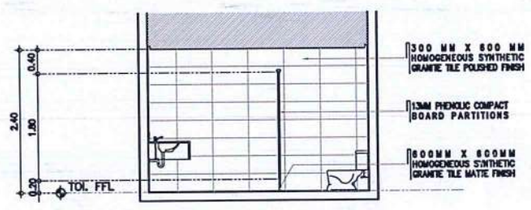

FEMALE TOILET @ AUDITORIUM
7 A-14 DETAILED SECTION A
SCALE: 1 : 50 M

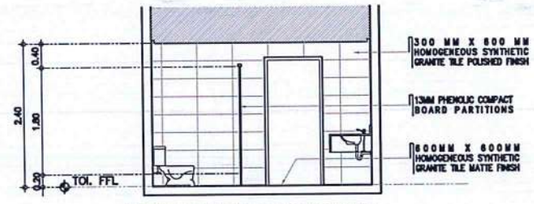

FEMALE TOILET @ AUDITORIUM
8 A-14 DETAILED SECTION B
SCALE: 1 : 50 M

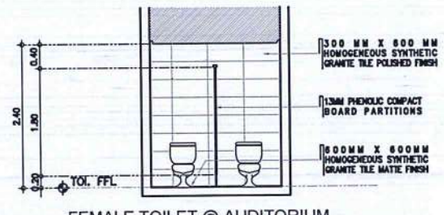

FEMALE TOILET @ AUDITORIUM
9 A-14 DETAILED SECTION C
SCALE: 1 : 50 M

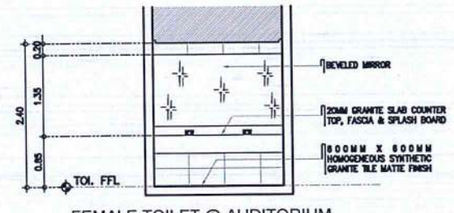

FEMALE TOILET @ AUDITORIUM
10 A-14 DETAILED SECTION D
SCALE: 1 : 50 M

REPUBLIC OF THE PHILIPPINES
DEPARTMENT OF TRANSPORTATION
CIVIL AVIATION AUTHORITY OF THE PHILIPPINES
AERODROME DEVELOPMENT AND MANAGEMENT SERVICE
NAIA ROAD, 1300 PASAY CITY

THIS DRAWINGS AND DESIGN IS EXCLUSIVE PROPERTIES OF *CIVIL AVIATION AUTHORITY OF THE PHILIPPINES* AND SUCH MUST NOT BE REPRODUCED, EXHIBITED, LOANED NOR COPIED IN PART OR IN WHOLE WITHOUT PROPER PERMISSION AND/OR WRITTEN CONSENT FROM THE DIRECTOR GENERAL CAAP.

AERODROME DEVELOPMENT AND MANAGEMENT SERVICE

INFRASTRUCTURE DEVELOPMENT AND DESIGN DIVISION

DESIGN STAFF:	INITIAL / DATE
DESIGNED BY:	IDDD
DRAWN BY:	MPLR
CHECKED BY:	

REVIEWED BY:
RAUL R. CRUCENA
Division Chief II, IDDD-AED

SUBMITTED BY:
ARNEL F. BORLADO
Department Manager III, AED-ADMS

RECOMMEND APPROVAL:
LT COL VALENTINO A DIONELA PAF (RET)
Assistant Director General II, ADMS

APPROVED:
CAPTAIN MANUEL ANTONIO L. TAMAYO
Director General

NOTES/REVISIONS:

PROJECT:
REHABILITATION OF CATC BUILDING

LOCATION:
CATC, MERVILLE ACCESS RD.
201, PASAY CITY

SHEET CONTENTS:
- Section of Auditorium Male Toilet
- Section of Auditorium Female Toilet

DRAWING SCALE:

SHEET NO: A-13

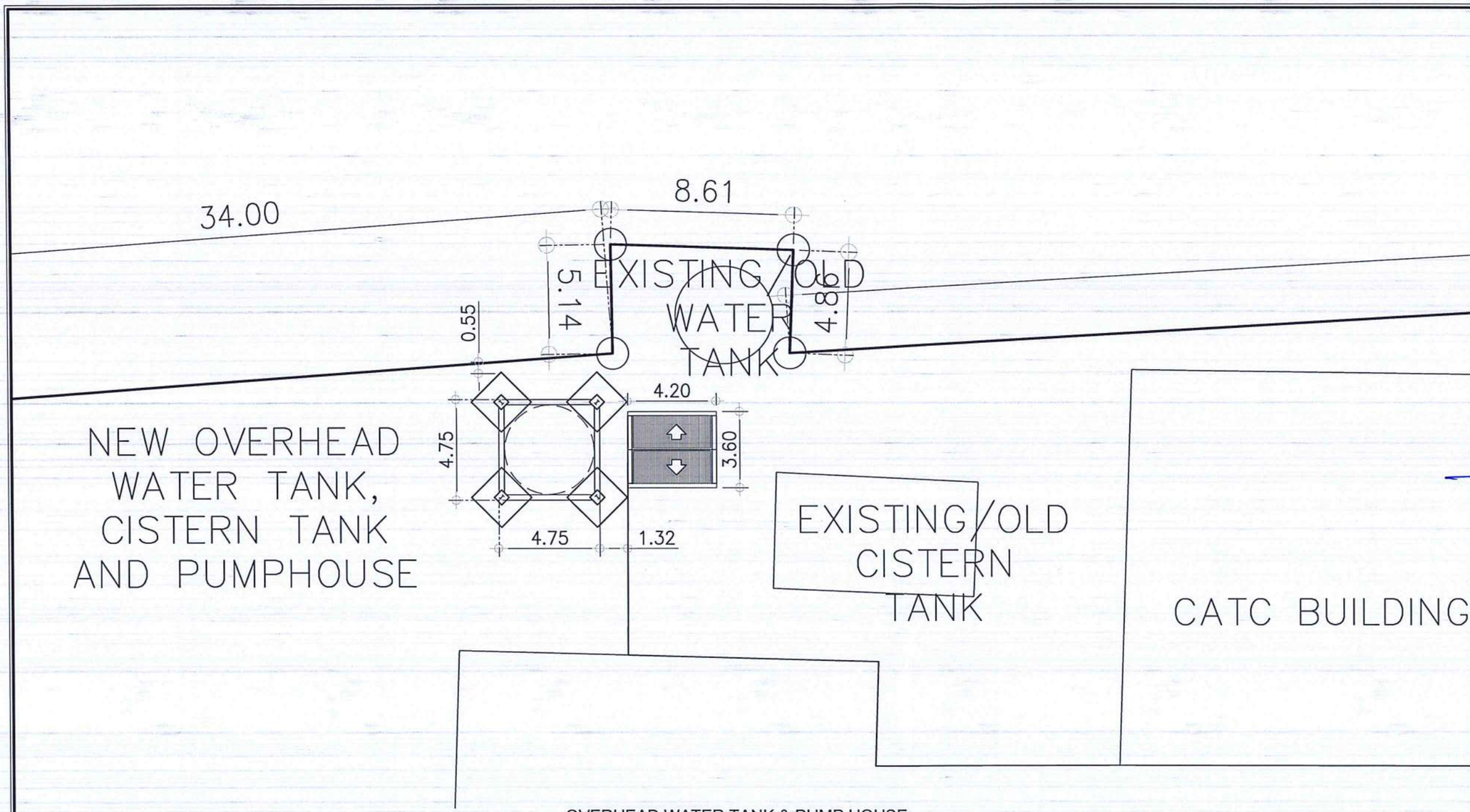

1
A-14 A-14

OVERHEAD WATER TANK & PUMP HOUSE

SITE DEVELOPMENT PLAN

SCALE: 1:200 MTS

CIVIL AVIATION AUTHORITY OF THE PHILIPPINES

THIS DRAWINGS IS EXCLUSIVE PROPERTIES OF *CIVIL AVIATION AUTHORITY OF THE PHILIPPINES* AND MUST NOT BE REPRODUCED, EXHIBITED, LOANED NOR COPIED IN PART OR IN WHOLE WITHOUT PROPER PERMISSION AND/OR WRITTEN CONSENT FROM THE DIRECTOR GENERAL CAAP.

AERODROME DEVELOPMENT AND MANAGEMENT SERVICE

INFRASTRUCTURE DEVELOPMENT AND DESIGN DIVISION

DESIGN STAFF:	INITIAL / DATE	
DESIGNED BY:	IDDD	
DRAWN BY:	DRPG	
CHECKED BY:		

REVIEWED BY:

RAUL R. CRUCENA
Division Chief III, IDDD - ADMS

SUBMITTED BY:

ARNEL F. BORLADO
Department Manager III, AED-ADMS

RECOMMENDED APPROVAL:

LT COL VALENTINO A DIONELA PAF (RET)
ADG, ADMS

APPROVED:

CAPTAIN MANUEL ANTONIO L. TAMAYO
Director General

NOTES/REVISIONS:

PROJECT:

REHABILITATION OF CATC BUILDING

LOCATION:

CATC, MERVILLE ACCESS RD, 201, PASAY CITY

SHEET CONTENTS:

- SITE DEVELOPMENT PLAN

DRAWING SCALE:	SHEET NO:
AS SHOWN	

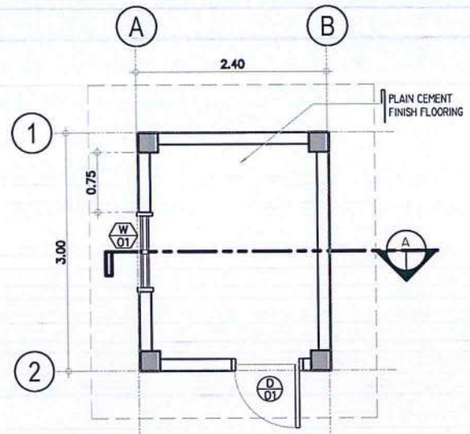

PUMP HOUSE
1 PROPOSED FLOOR PLAN
A-15 A-15 SCALE: 1 : 75 M

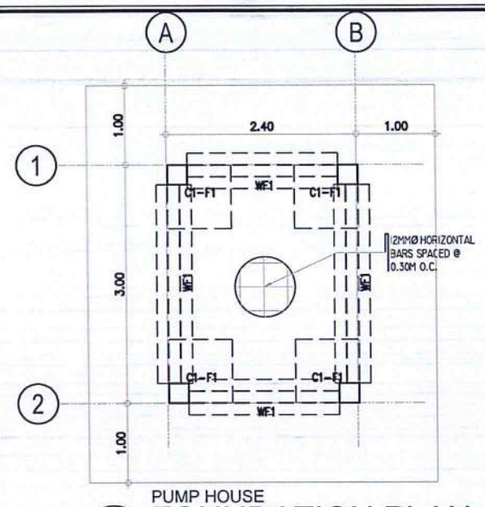

PUMP HOUSE
2 FOUNDATION PLAN
A-15 A-15 SCALE: 1 : 75 M

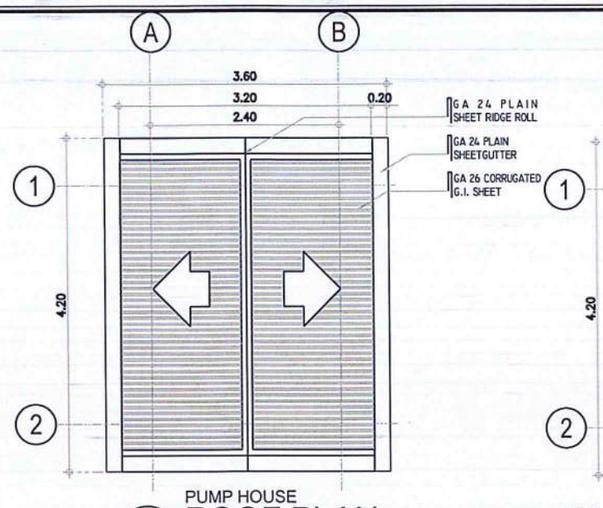

PUMP HOUSE
3 ROOF PLAN
A-15 A-15 SCALE: 1 : 75 M

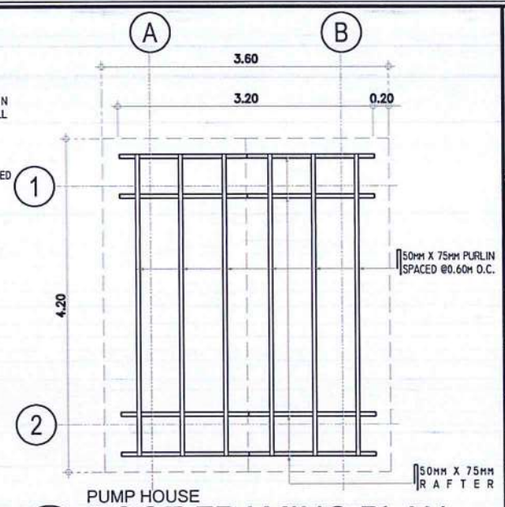

PUMP HOUSE
4 ROOF FRAMING PLAN
A-15 A-15 SCALE: 1 : 75 M

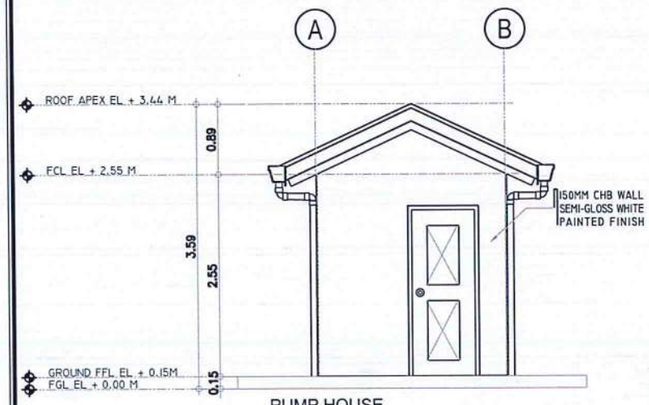

PUMP HOUSE
5 FRONT ELEVATION
A-15 A-15 SCALE: 1 : 75 M

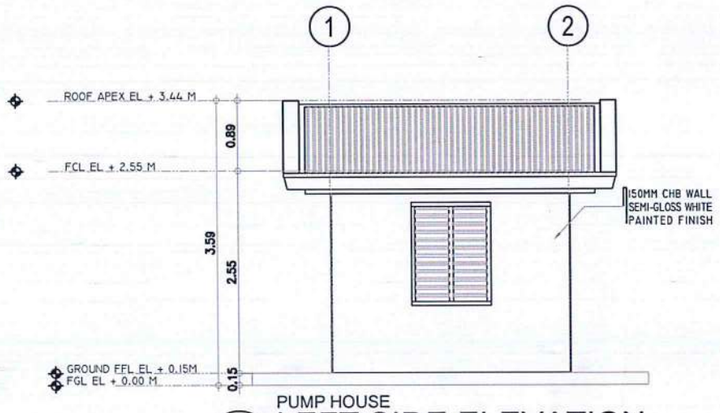

PUMP HOUSE
6 LEFT SIDE ELEVATION
A-15 A-15 SCALE: 1 : 75 M

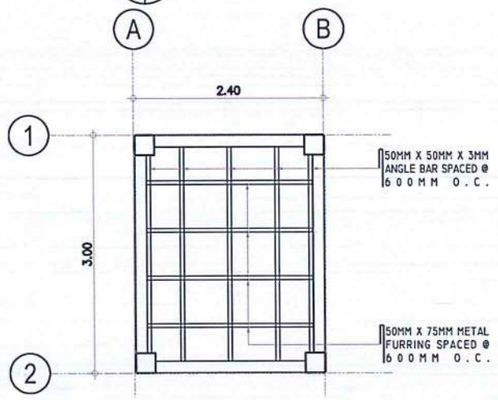

PUMP HOUSE
9 CEILING FRAMING PLAN
A-15 A-15 SCALE: 1 : 75 M

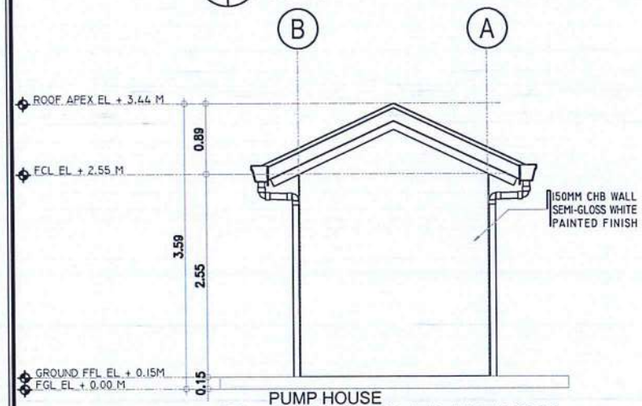

PUMP HOUSE
7 REAR ELEVATION
A-15 A-15 SCALE: 1 : 75 M

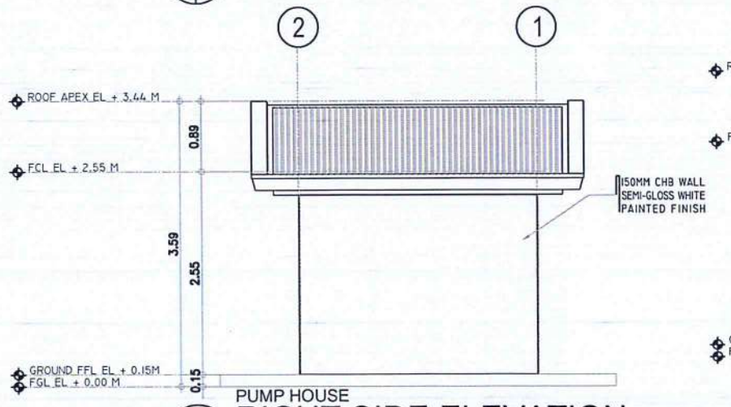

PUMP HOUSE
8 RIGHT SIDE ELEVATION
A-15 A-15 SCALE: 1 : 75 M

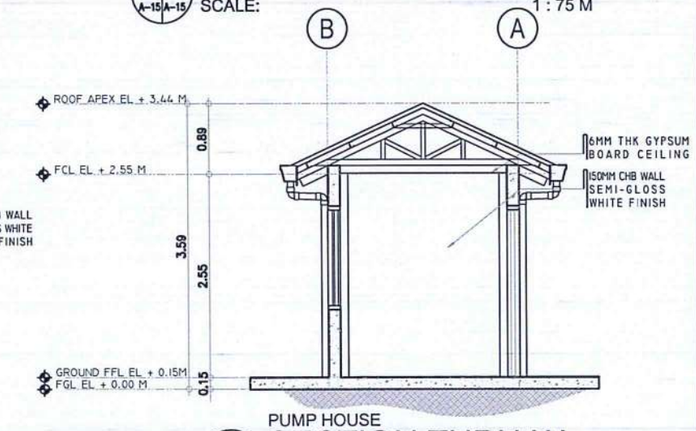

PUMP HOUSE
10 SECTION THRU 'A'
A-15 A-15 SCALE: 1 : 75 M

REPUBLIC OF THE PHILIPPINES
CIVIL AVIATION AUTHORITY OF THE PHILIPPINES

THIS DRAWINGS IS EXCLUSIVE PROPERTIES OF ***CIVIL AVIATION AUTHORITY OF THE PHILIPPINES*** AND MUST NOT BE REPRODUCED, EXHIBITED, LOANED NOR COPIED IN PART OR IN WHOLE WITHOUT PROPER PERMISSION AND/OR WRITTEN CONSENT FROM THE DIRECTOR GENERAL CAAP.

AERODROME DEVELOPMENT AND MANAGEMENT SERVICE

INFRASTRUCTURE DEVELOPMENT AND DESIGN DIVISION

DESIGN STAFF:	INITIAL / DATE	
DESIGNED BY:	IDDD	
DRAWN BY:	DRPG	
CHECKED BY:		

REVIEWED BY:
RAUL R. CRUCENA
Division Chief III, IDDD - ADMS

SUBMITTED BY:
ARNELIF. BORLADO
Department Manager III, AED-ADMS

RECOMMENDED APPROVAL:
LT COL VALENTINO A DIONELA PAF (RET)
ADG II, ADMS

APPROVED:
CAPTAIN MANUEL ANTONIO L. TAMAYO
Director General

NOTES/REVISIONS:

PROJECT:
REHABILITATION OF CATC BUILDING

LOCATION:
CATC, MERVILLE ACCESS RD, 201, PASAY CITY

SHEET CONTENTS:
PUMP HOUSE
- PROPOSED FLOOR PLAN
- FOUNDATION PLAN
- ROOF PLAN
- ROOF FRAMING PLAN
- CEILING FRAMING PLAN
- ELEVATIONS
- SECTION

DRAWING SCALE:	SHEET NO:
AS SHOWN	

1. VERIFY ACTUAL DIMENSION @ JOBSITE BEFORE FABRICATION, MAKE ACTUAL SHOP DRAWING FOR CHECKING.
2. RESPONSIBILITY OF CONTRACTOR TO CHECK/ESTIMATE THE REQUIREMENTS BASED ON THE PLANS.

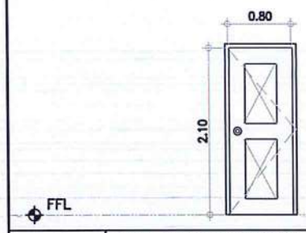

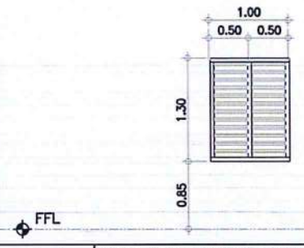

D 01	SINGLE SWING MAHOGANY PANEL DOOR BROWN PAINTED FINISH	W 01	GLASS JALOUSIE WINDOW WITH MAHOGANY WINDOW JAMB
DIMENSIONS:	800 X 2100 MM (EXCLUDING DOOR JAMB)	DIMENSIONS:	100 X 1300 MM
HARDWARES:	BUTT HINGES; CYLINDRICAL TYPE LOCKSET	HARDWARES:	
LOCATION:	PUMP HOUSE	LOCATION:	PUMP HOUSE
NO. OF SETS:	1 SET	NO. OF SETS:	1 SET
JAMB:		JAMB:	
HEADER:		HEADER:	

PUMP HOUSE
11 DOOR & WINDOW SCHEDULE
A-16 A-16 SCALE: 1 : 75 M

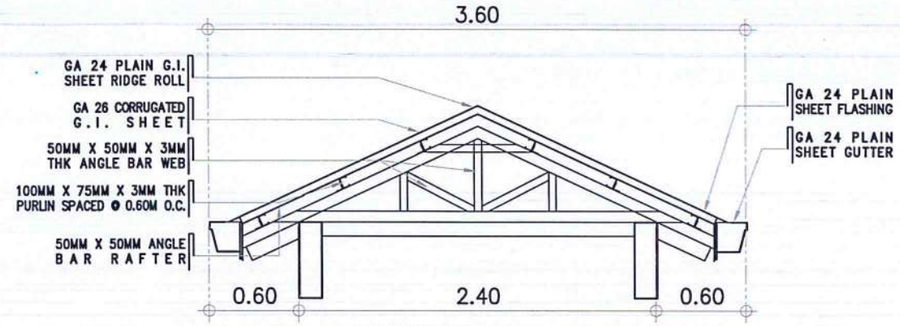

PUMP HOUSE
12 TRUSS DETAILS
A-16 A-16 SCALE: 1 : 40 M

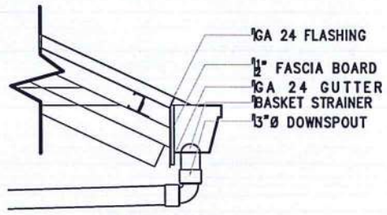

PUMP HOUSE
13 GUTTER DETAILS
A-16 A-16 SCALE: NTS

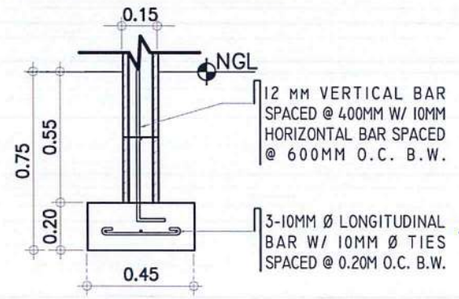

PUMP HOUSE
16 WALL FOOTING DETAILS
A-16 A-16 SCALE: 1 : 25 M

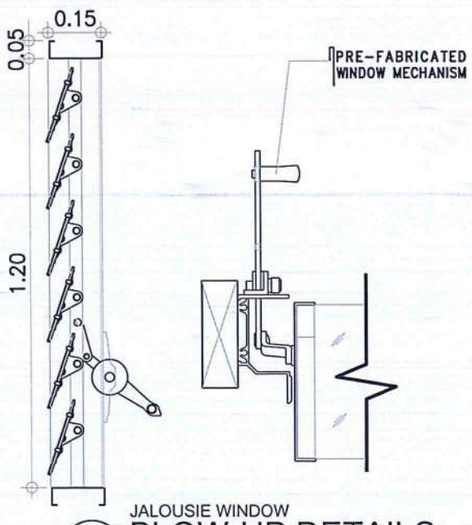

JALOUSIE WINDOW
14 BLOW-UP DETAILS
A-16 A-16 SCALE: NTS

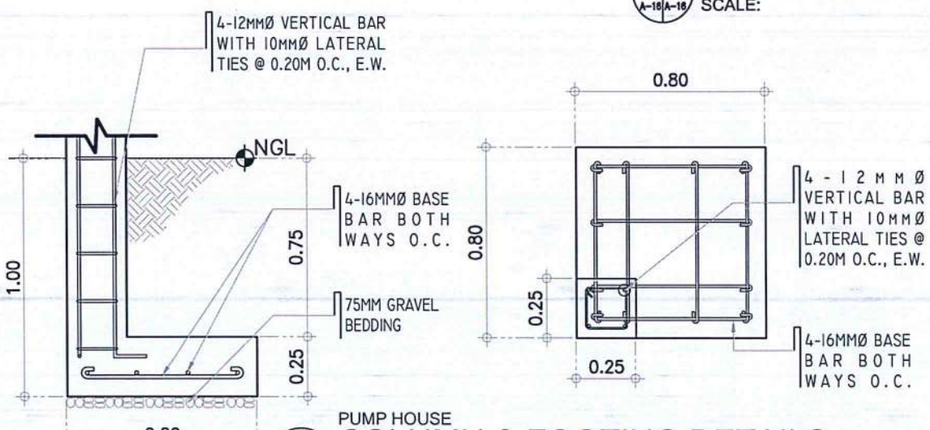

PUMP HOUSE
15 COLUMN & FOOTING DETAILS
A-16 A-16 SCALE: 1 : 25 M

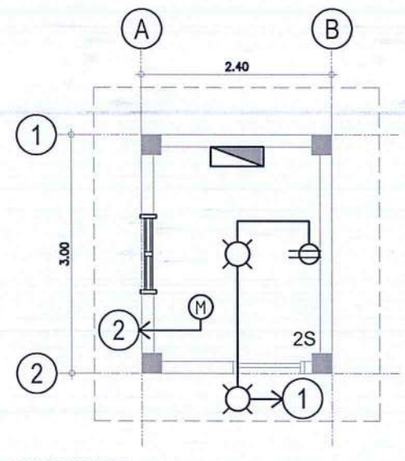

PUMP HOUSE
1 LIGHTING AND POWER PLAN
E-01 E-01 SCALE: 1 : 75 M

PANEL: *Pump House Panelboard* ENCLOSURE: *NEMA-1* MAIN: *50 AT 100 AF 2P MCCB*
PHASE: *1* WIRE: *3* VOLTS: *240/120V* MTG: RECESSED
Tap to Electrical Room approx. 100meters away ENTERING: *@TOP/BOTTOM*

CKT. No.	LOAD DESCRIPTION	NO. OF OUTLET	PHASE	VA LL	CB RATING NO. POLES	SIZE OF WIRE	CONDUIT
1	LIGHTING AND CONV. OUTLET	3	1	380	20AT, 2P	2-3.5mm² & 1-3.5mm² (G) THHN/THWN-2 WIRE	20mmØ PVC
2	1HP WATER PUMP	-	1	1840	20AT, 2P	2-3.5mm² & 1-3.5mm² (G) THHN/THWN-2 WIRE	20mmØ PVC
3	SPACE	-					
4	SPACE	-					
	T O T A L			2220			

I_T = 2220 / 230 = 9.65 AMPS
I_T = 9.65 AMPS

FEEDER CIRCUIT: *CONDUIT (25mmØ EMT)*
CABLE: *2 x 8.0 mm² + 5.5 mm² THHN/THWN-2 copper wire*

REPUBLIC OF THE PHILIPPINES
CIVIL AVIATION AUTHORITY OF THE PHILIPPINES

THIS DRAWINGS IS EXCLUSIVE PROPERTIES OF *CIVIL AVIATION AUTHORITY OF THE PHILIPPINES* AND MUST NOT BE REPRODUCED, EXHIBITED, LOANED NOR COPIED IN PART OR IN WHOLE WITHOUT PROPER PERMISSION AND/OR WRITTEN CONSENT FROM THE DIRECTOR GENERAL CAAP.

AERODROME DEVELOPMENT AND MANAGEMENT SERVICE

INFRASTRUCTURE DEVELOPMENT AND DESIGN DIVISION

DESIGN STAFF:	INITIAL / DATE
DESIGNED BY:	IDDD
DRAWN BY:	DRPG
CHECKED BY:	

REVIEWED BY:
RAUL R. CRUCENA
Division Chief III, IDDD - ADMS

SUBMITTED BY:
ARNEL F. BORLADO
Department Manager III, AED-ADMS

RECOMMENDED APPROVAL:
LT COL VALENTINO A DIONELA PAF (RET)
ADG II, ADMS

APPROVED:
CAPTAIN MANUEL ANTONIO L. TAMAYO
Director General

NOTES/REVISIONS:

PROJECT:
REHABILITATION OF CATC BUILDING

LOCATION:
CATC, MERVILLE ACCESS RD, 201, PASAY CITY

SHEET CONTENTS:
PUMP HOUSE
- DOOR & WINDOW SCHEDULE
- JALOUSIE DETAILS
- TRUSS DETAILS
- GUTTER DETAILS
- COLUMN & FOOTING DETAILS
- LIGHTING AND POWER PLAN
- SCHEDULE OF LOADS

DRAWING SCALE: AS SHOWN
SHEET NO:

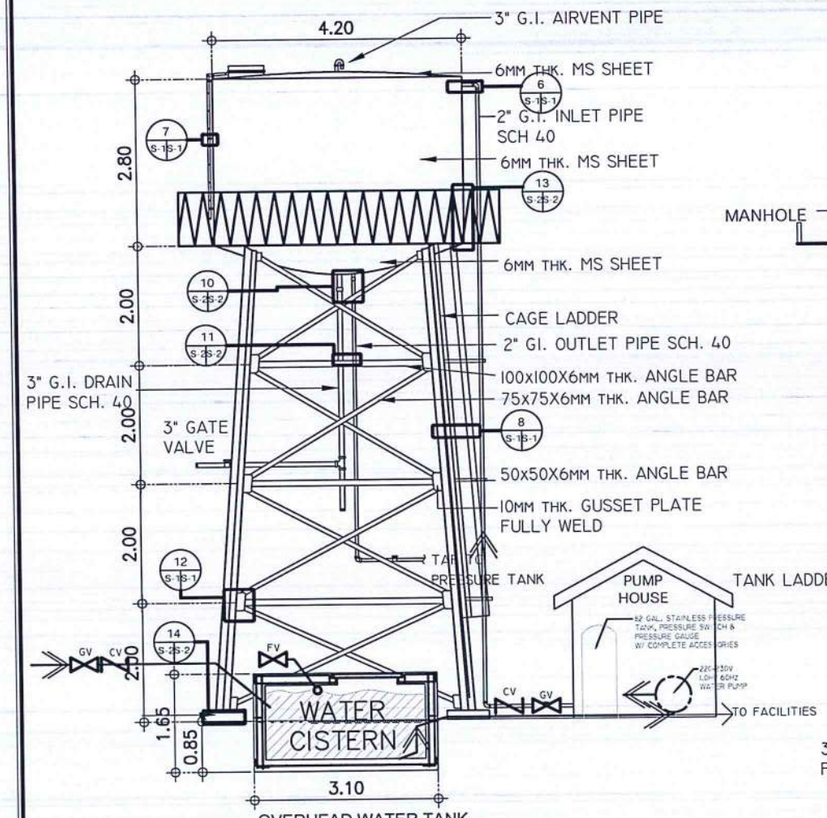

OVERHEAD WATER TANK
1 S-1 S-1 ELEVATION
SCALE: 1 : 100 M

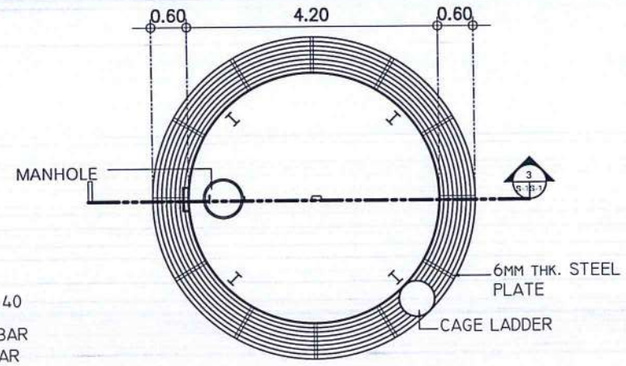

OVERHEAD WATER TANK
2 S-1 S-1 PLAN
SCALE: 1 : 100 M

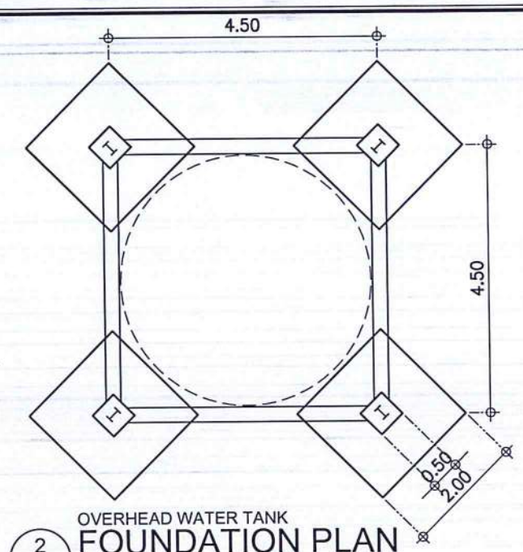

OVERHEAD WATER TANK
2 S-1 S-1 FOUNDATION PLAN
SCALE: 1 : 100 M

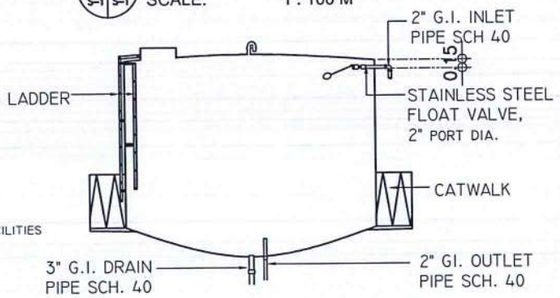

OVERHEAD WATER TANK
3 S-1 S-1 SECTION
SCALE: 1 : 100 M

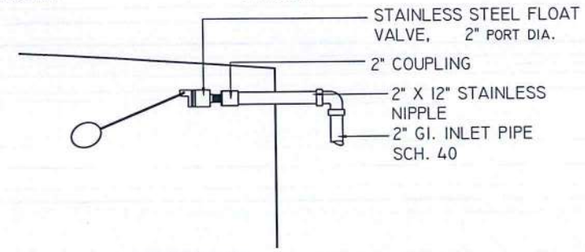

FLOAT VALVE
6 S-1 S-1 BLOW-UP DETAIL
SCALE: NTS

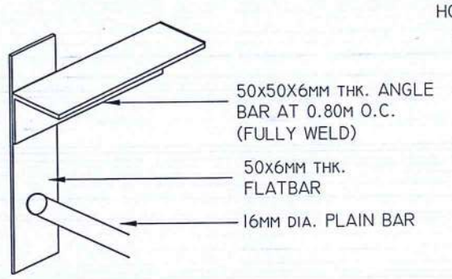

TANK LADDER
7 S-1 S-1 BLOW-UP DETAIL
SCALE: 1 : 25 M

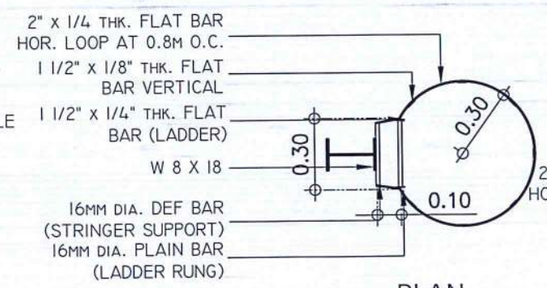

PLAN

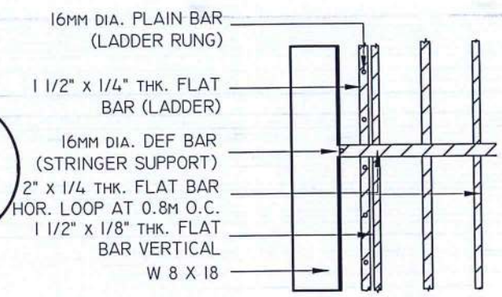

SECTION

CAGELADDER
8 S-1 S-1 BLOW-UP DETAIL
SCALE: 1 : 25 M

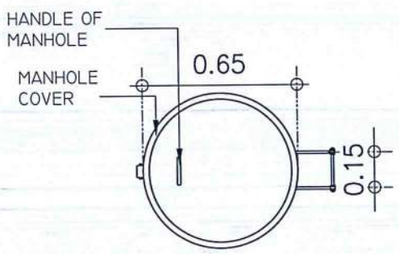

PLAN

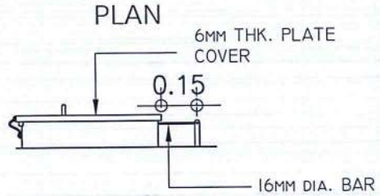

SECTION

MANHOLE
9 S-1 S-1 BLOW-UP DETAIL
SCALE: NTS

CIVIL AVIATION AUTHORITY OF THE PHILIPPINES

THIS DRAWINGS IS EXCLUSIVE PROPERTIES OF *CIVIL AVIATION AUTHORITY OF THE PHILIPPINES* AND MUST NOT BE REPRODUCED, EXHIBITED, LOANED NOR COPIED IN PART OR IN WHOLE WITHOUT PROPER PERMISSION AND/OR WRITTEN CONSENT FROM THE DIRECTOR GENERAL CAAP.

AERODROME DEVELOPMENT AND MANAGEMENT SERVICE

INFRASTRUCTURE DEVELOPMENT AND DESIGN DIVISION

DESIGN STAFF:	INITIAL / DATE	
DESIGNED BY:	IDDD	
DRAWN BY:	IDDD	
CHECKED BY:		

REVIEWED BY:
RAUL R. CRUCENA
Division Chief N, IDDD - ADMS

SUBMITTED BY:
ARNEL F. BORLADO
Department Manager III, AED-ADMS

RECOMMENDED APPROVAL:
LT COL VALENTINO A DIONELA PAF (RET)
ADG II, ADMS

APPROVED:
CAPTAIN MANUEL ANTONIO L. TAMAYO
Director General

NOTES/REVISIONS:

PROJECT:
REHABILITATION OF CATC BUILDING

LOCATION:
CATC, MERVILLE ACCESS RD, 201, PASAY CITY

SHEET CONTENTS:
OVERHEAD WATER TANK
- PLAN
- SECTION
- ELEVATION
- FOUNDATION PLAN
- MISCELLANEOUS DETAILS

DRAWING SCALE:	SHEET NO:
AS SHOWN	

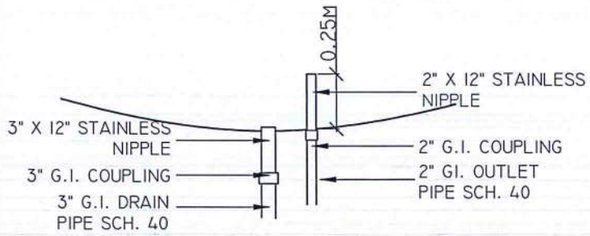

PIPE
10 BLOW-UP DETAIL
S-2 S-2 SCALE: NTS

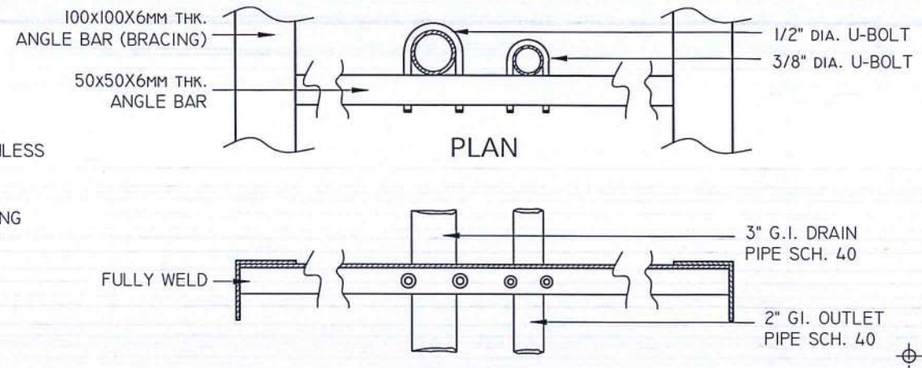

PIPE SUPPORT
11 BLOW-UP DETAIL
S-2 S-2 SCALE: NTS

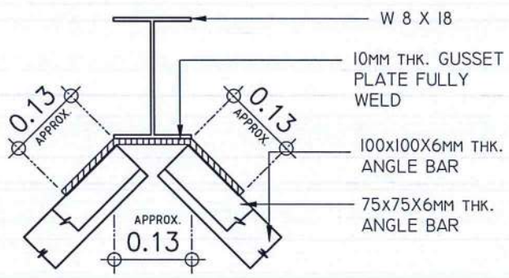

PLAN

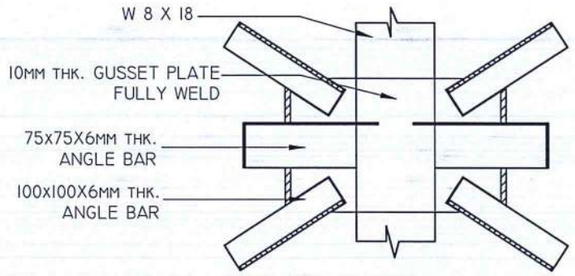

SECTION

BRACING
12 BLOW-UP DETAIL
S-2 S-2 SCALE: NTS

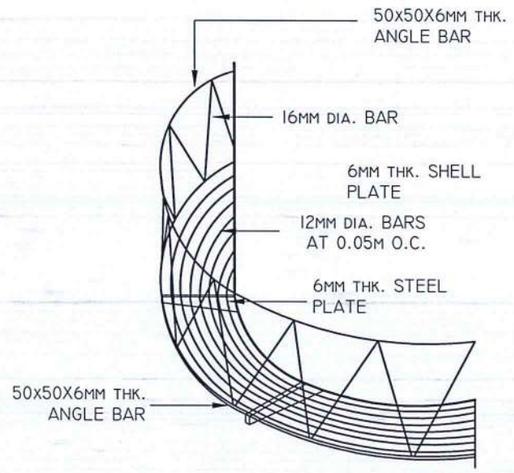

CATWALK
13 BLOW-UP DETAIL
S-2 S-2 SCALE: NTS

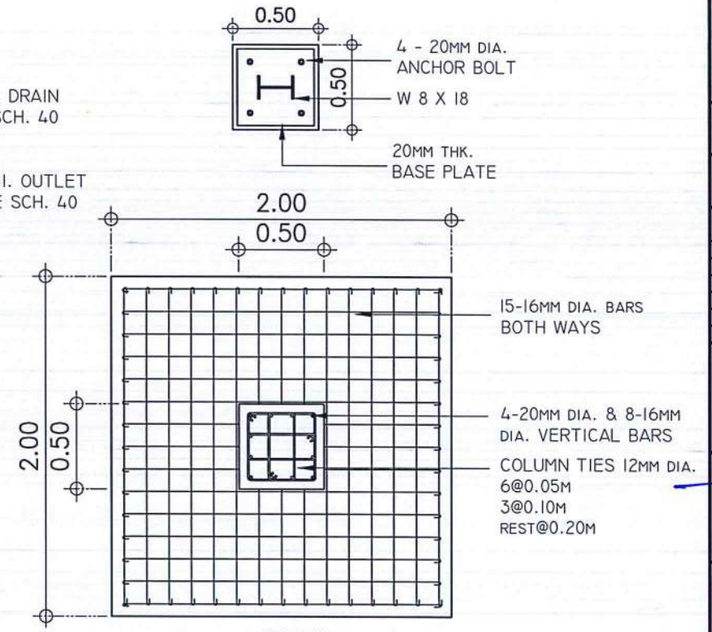

PLAN

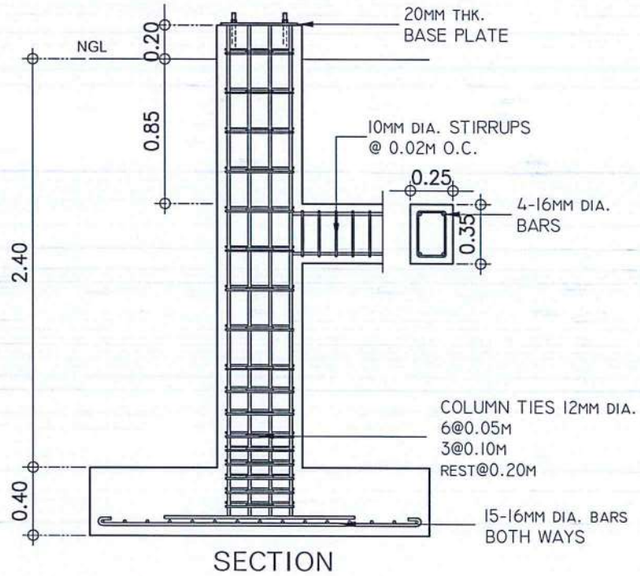

SECTION

14 C1-F1 DETAIL
S-2 S-2 SCALE: 1 : 35 M

CIVIL AVIATION AUTHORITY OF THE PHILIPPINES

THIS DRAWINGS IS EXCLUSIVE PROPERTIES OF *CIVIL AVIATION AUTHORITY OF THE PHILIPPINES* AND MUST NOT BE REPRODUCED, EXHIBITED, LOANED NOR COPIED IN PART OR IN WHOLE WITHOUT PROPER PERMISSION AND/OR WRITTEN CONSENT FROM THE DIRECTOR GENERAL CAAP.

AERODROME DEVELOPMENT AND MANAGEMENT SERVICE

INFRASTRUCTURE DEVELOPMENT AND DESIGN DIVISION

DESIGN STAFF:	INITIAL / DATE	
DESIGNED BY:	IDDD	
DRAWN BY:	IDDD	
CHECKED BY:		

REVIEWED BY:
RAUL R. CRUCENA
Division Chief III, IDDD - ADMS

SUBMITTED BY:
ARNEL F. BORLADO
Department Manager III, AED-ADMS

RECOMMENDED APPROVAL:
LT COL VALENTINO A DIONELA PAF (RET)
ADG II, ADMS

APPROVED:
CAPTAIN MANUEL ANTONIO L. TAMAYO
Director General

NOTES/REVISIONS:

PROJECT:
REHABILITATION OF CATC BUILDING

LOCATION:
CATC, MERVILLE ACCESS RD, 201, PASAY CITY

SHEET CONTENTS:
OVERHEAD WATER TANK
- COLUMN DETAILS
- FOOTING DETAILS
- MISCELLANEOUS DETAILS

DRAWING SCALE: AS SHOWN
SHEET NO:

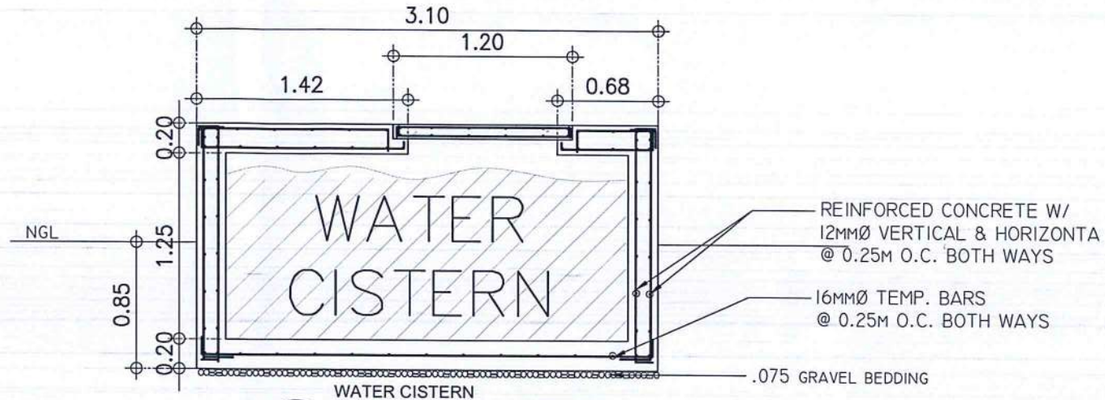

WATER CISTERN
15 / S-3 S-3 **BLOW-UP DETAIL**
SCALE: 1 : 40 M

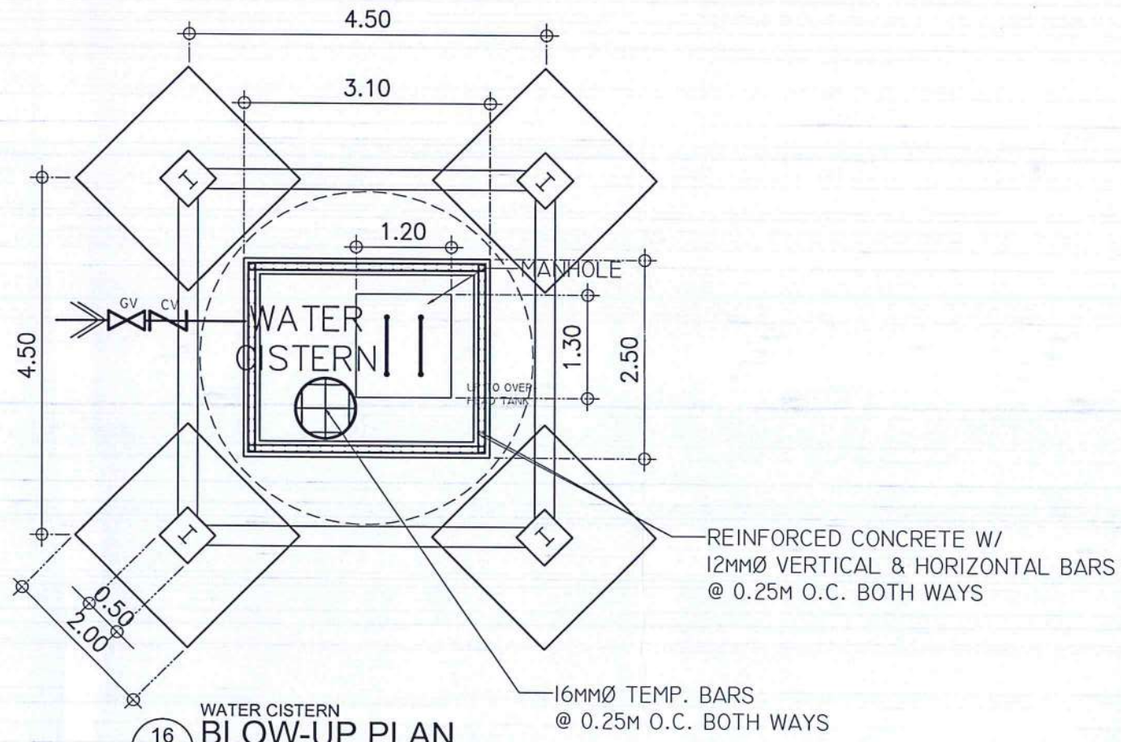

WATER CISTERN
16 / S-3 S-3 **BLOW-UP PLAN**
SCALE: 1 : 75 M

REPUBLIC OF THE PHILIPPINES
CIVIL AVIATION AUTHORITY OF THE PHILIPPINES

THIS DRAWINGS IS EXCLUSIVE PROPERTIES OF ***CIVIL AVIATION AUTHORITY OF THE PHILIPPINES*** AND MUST NOT BE REPRODUCED, EXHIBITED, LOANED NOR COPIED IN PART OR IN WHOLE WITHOUT PROPER PERMISSION AND/OR WRITTEN CONSENT FROM THE DIRECTOR GENERAL CAAP.

AERODROME DEVELOPMENT AND MANAGEMENT SERVICE

INFRASTRUCTURE DEVELOPMENT AND DESIGN DIVISION

DESIGN STAFF:	INITIAL / DATE	
DESIGNED BY:	IDDD	
DRAWN BY:	IDDD	
CHECKED BY:		

REVIEWED BY:
RAUL R. CRUCENA
Division Chief VI, IDDD - ADMS

SUBMITTED BY:
ARNEL F. BORLADO
Department Manager III, AED-ADMS

RECOMMENDED APPROVAL:
LT COL VALENTINO A DIONELA PAF (RET)
ADG II, ADMS

APPROVED:
CAPTAIN MANUEL ANTONIO L. TAMAYO
Director General

NOTES/REVISIONS:

PROJECT:
REHABILITATION OF CATC BUILDING

LOCATION:
CATC, MERVILLE ACCESS RD, 201, PASAY CITY

SHEET CONTENTS:
WATER CISTERN PLAN
WATER CISTERN DETAILS

DRAWING SCALE:	SHEET NO:
AS SHOWN	