






**CORPORATE OBJECTIVES, PRIORITIES AND PERFORMANCE MEASURES
CY- 2013**

II. PERFORMANCE MEASURES				
PART A. PHYSICAL				
MFO	Performance Indicator	2011 (Actual)	2012 (Actual)	2013 (Proposal)
Regulatory and Enforcement Services	Number of certificates issued (Aircraft/Airline/Repair Stations/Private Aerodrome) over total applications	2,500	5,125	3,600
	Number of airmen licenses issued over total applications	12,500	13,365	15,000
	Percent satisfaction rating by certificate and license holders on timeliness and reasonableness of requirements in the issuance of permits and licenses	100%	85%	100%
Operation and Management Services	Number and percentage of total number of airports operated according to ICAO standards	79	79	79
	Percent satisfaction rating by airline companies and pilots on airport quality	100%	100%	100%

**CORPORATE OBJECTIVES, PRIORITIES AND PERFORMANCE MEASURES
CY- 2013**

PART B. FINANCIAL (In Thousand Pesos)													
MFO	P/A/P Code	2011 Actual				2012 Actual				2013 Estimates			
		NG Support	Borrowings	Corp. Funds	TOTAL	NG Support	Borrowings	Corp. Funds	TOTAL	NG Support	Borrowings	Corp. Funds	TOTAL
Regulatory and Enforcement Services	I.1			89,530	89,530			74,306	74,306			497,058	497,058
	I.2			3,000	3,000			4,137	4,137			6,750	6,750
	II.1			989	989			1,073	1,073			2,595	2,595
	III.3			322,384	322,384			198,304	198,304			523,674	523,674
	B.1			-	-			-	-			-	-
TOTAL				415,903	415,903			277,820	277,820			1,030,077	1,030,077
Operation and Management Services	I.1			507,336	507,336			421,067	421,067			2,816,662	2,816,662
	I.2			16,999	16,999			23,441	23,441			38,250	38,250
	II.1			5,607	5,607			6,082	6,082			14,705	14,705
	II.2			5,468	5,468			2,000	2,000			42,000	42,000
	II.3			-	-			-	-			2,000	2,000
	III.1			45,703	45,703			44,186	44,186			60,000	60,000
	III.2.a			290,925	290,925			277,285	277,285			412,000	412,000
	III.2.b			207,774	207,774			227,090	227,090			383,000	383,000
	III.4			1,227,362	1,227,362			1,222,026	1,222,026			1,861,343	1,861,343
	B.1			694,400	694,400			5,699	5,699			1,715,566	1,715,566
TOTAL				3,001,573	3,001,573			2,228,877	2,228,877			7,345,526	7,345,526
GRAND TOTAL				3,417,476	3,417,476			2,506,696	2,506,696			8,375,602	8,375,602

Prepared by:	Concurred:	Recommending Approval:	Approved:
 ROSARIO V. NALUGON OIC, Budget Division	 JOCELYN L. CHING Acting Finance Department Manager	 CONCORDIA S. PAGKAJIWANGAN OIC, Admin and Finance Service	 B/GEN RODANTE S. JOYA AFP (RET) Chief Financial Officer
	 LT GEN WILLIAM K. HOTCHKISS III AFP (RET) Director General		